

Data sheet

Commercial Art.No.: 41.031.4053.1

Device connector RST08i3 S B1 M02H SW

RST08i3 device connector M14, 3 pole, female, screw connection, application 250V/400V with PE, 8A, coding color black



| | |
|--------------------|---------------|
| Commercial Art.No. | 41.031.4053.1 |
| EAN | 4049088481925 |
| Order Unit | 1 |

Certificates / Approvals



LR

RINA



Technical data

General

| | |
|----------------------------------|----------------------------------|
| Rated current | 8 A |
| Rated voltage | 250 V / 400 V |
| Pollution degree | 3 |
| Rated impulse voltage | 2.5 kV |
| Lockable | self-locking (unlocking by hand) |
| Color of coding/ contact carrier | black |
| Marking of poles | 1, PE, 2/N |

Connection Data

| | |
|---|----------------------|
| Connection cross section solid mm ² max. | 1 mm ² |
| Connection cross section solid mm ² min. | 0.2 mm ² |
| Connection cross section fine stranded mm ² max. | 1 mm ² |
| Connection cross section fine stranded mm ² min. | 0.22 mm ² |
| Terminations per pole | 1 |
| Wire strip length | 6 mm |

Model

| | |
|---|-----------------------|
| Model | female |
| Connection type | screw connection |
| Connecting thread metric | M14 |
| Angle of plug | straight |
| Degree of protection (IP) | IP66/68 (3m;2h) /IP69 |
| Thickness of housings (electrical device) 2 | 0.5 mm |
| Thickness of housings (electrical device) | 4 mm |

Material

| | |
|--|---------------|
| Housing material | Polyamide |
| halogen free | yes |
| Contact material | CuZn |
| Fire load | 0 kWh |
| Insulation components continuous temperature | 100 °C |
| Surface finish | Silver-plated |
| UL classification housing | UL-V0 |

Dimensions

| | |
|--------|---------|
| Length | 21.9 mm |
| Width | 19.2 mm |
| Height | 19.2 mm |

Classification

| | |
|------------|----------|
| ECLASS 11 | |
| ECLASS 8.1 | 27440602 |
| ETIM 7.0 | EC002566 |
| ETIM 6.0 | EC002566 |
| ETIM 5.0 | EC002566 |
| ETIM 4.0 | EC002566 |

Note

| | |
|------|---|
| Note | RST® terminals with screw clamping allow the connection of conductors without special preparation (without ferrules) according to EN 60999-1.; Positioning realised with flattened thread |
|------|---|

Product compliance

| | |
|------------------------------|--------------------|
| ROHS conformity status | Compliant/Exempted |
| ROHS exceptions | III-6(c) |
| REACH-SVHC conformity status | Duty-To-Declare |
| REACH-SVHC substances | Lead |
| REACH-SVHC CAS numbers | 7439-92-1 |

Accessories

| Commercial Art.No.: | Article-type description: | Description: |
|---------------------|-------------------------------|--|
| 06.563.5053.1 | Cover for female connector SW | RST08i3/2 cover piece, for covering unused female connectors, with fastening belt, color black |
| 06.502.6100.0 | allen key RST MICRO SW 0,9 | Pin wrench for screw terminals RST® MICRO |
| 06.502.6300.0 | screwdriver RST MICRO SW 0,9 | Hexagonal wrench for screw terminals RST® MICRO |

Fits with

| Commercial Art.No.: | Article-type description: | Description: |
|---------------------|---------------------------------|---|
| 41.032.3053.1 | Connector RST08i3 S S1 ZR1 H SW | RST08i3 connector, 3 pole, male, screw connection, application 250V/400V with PE, 8A, for cable diameters 4-7mm, coding color black, color of housing black |

| | | |
|---------------|---------------------------------|---|
| 4L.032.3053.1 | Connector RST08i3 S 21 ZR1 H SW | RST08i3 connector with longitudinal sealing, 3 pole, male, screw connection, application 250V/400V with PE, 8A, for cable diameters 4-7mm, coding color black, color of housing black |
|---------------|---------------------------------|---|

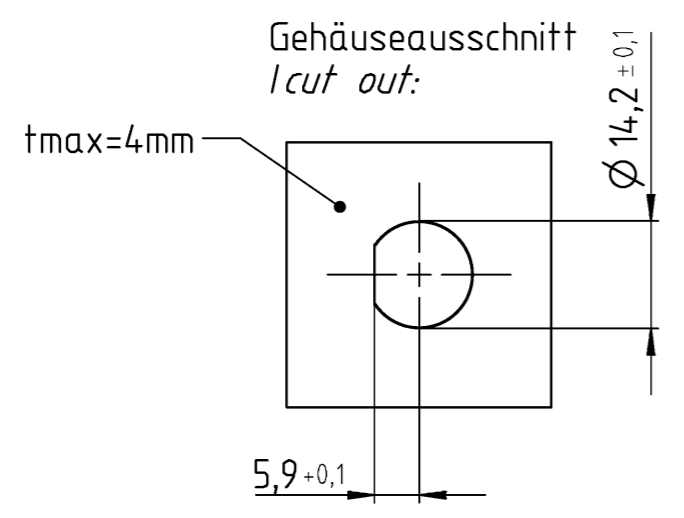
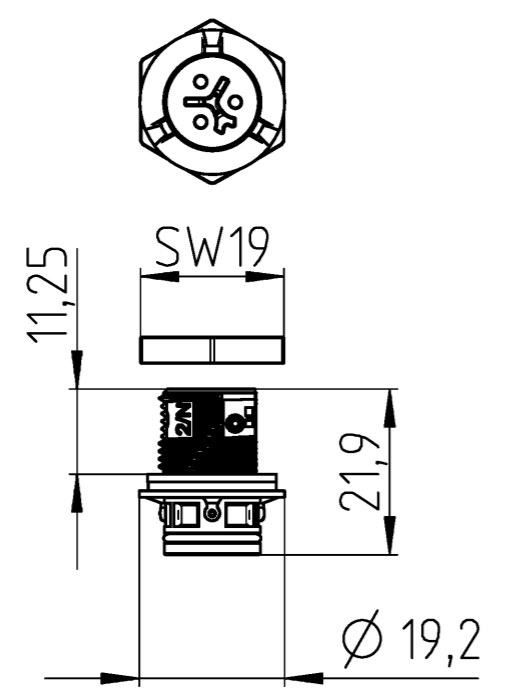
A
 Weitergabe sowie Vervielfältigung dieses Dokuments, Verwertung und Mitteilung seines Inhalts sind verboten, soweit nicht ausdrücklich gestattet. Die Reproduktion, Distribution und Utilization dieses Dokumentes, soweit es die Kommunikation mit Dritten ohne ausdrückliche Genehmigung ist, ist ebenfalls verboten.

B
 These dimensions will be especially checked at delivery
 Only inspection dimensions
 With /E marked dimensions are only valid for internal use


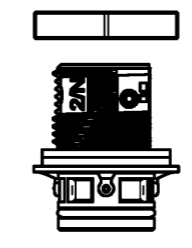

C
 Diese Maße werden bei Abnahme besonders geprüft
 Ausschließlich Prüfmaße
 Mit /E gekennzeichnete Maße sind nur für interne Zwecke gültig

D
 F

Gezeichnete Ausführung / drawn version
 41.031.4053.1



Auslieferungszustand /
 delivery condition



| Teile-Nr. / part-no. | Type | Kodierung / coding |
|-------------------------|------------------------|-----------------------|
| 41.031.4053.1 | RST08i3 S B1 M02H SW | C1 |
| 4L.031.4053.1 | RST08i3 S 11 M02H SW | |
| 41.031.4043.9 | RST08i3 S B1 M02H BL | C2 |
| 4L.031.4043.9 | RST08i3 S 11 M02H BL | |
| 41.031.4041.4 | RST08i3 S B1 M02HL SG | C3 |
| 4L.031.4041.4 | RST08i3 S 11 M02HL SG | |
| 41.031.4051.8 | RST08i3 S B1 M02HL KG | C4 |
| 4L.031.4051.8 | RST08i3 S 11 M02HL KG | |
| 41.021.4043.1 | RST08i3/2S B1 M02H SW | C1 |
| 4L.021.4043.1 | RST08i3/2S 11 M02H SW | |
| 41.021.4043.9 | RST08i3/2S B1 M02H BL | C2 |
| 4L.021.4043.9 | RST08i3/2S 11 M02H BL | |
| 41.021.4041.4 | RST08i3/2S B1 M02HL SG | C3 |
| 4L.021.4041.4 | RST08i3/2S 11 M02HL SG | |
| 41.021.4041.8 | RST08i3/2S B1 M02HL KG | C4 |
| 4L.021.4041.8 | RST08i3/2S 11 M02HL KG | |

● = Pol nicht bestückt
 / pole not mounted

Weitere Daten siehe KATALOG oder eKatalog
 additional data see CATALOG or eCATALOG
www.wieland-electric.com
eshop.wieland-electric.com

| | | | |
|--|--|---|--|
| Tolerierung Size ISO 14405 © / Tolerance system Size ISO 14405 © (This ISO-standard describes the envelope principle. According to the envelope principle the deviations of form and parallelism are limited by the size tolerances). | | ja/yes <input checked="" type="checkbox"/> Stoffverbots- und Deklarationsliste nach WN 5020.010 ist einzuhalten. Conformity with Wieland document WN 5020.010 e (list of prohibited / declarable hazardous substances) to be declared! | |
| Freitoleranz nach General tolerance | | CAD - Zeichnung, keine manuellen Änderungen CAD - drawing, no manual modifications allowed | |
| 1. Verwendung: First Use: | | Blatt: 1 von 1 Sheet: of 1 | |
| Werkstoff / Material | | Zeichnung Nr. / Drawing No. | |
| Tag/Date | | Name | |
| gezeichnet drawn | | 22.02.2018 Hollet | |
| Maßstab / Scale | | 41.031.4053.1 13K a | |
| geprüft checked | | Maße in mm / Dimensions are in mm | |
| Normgepr. Stand. check | | | |
| Vol. mm ³ Dfl./Srf. mm ² | | Ersatz für / Replacement for: | |
| a 12.03.2020 / Datum / Blatt Date / Sheet | | Type Benennung/Title | |
| www.wieland-electric.com | | RSTmicro BUCHSENTEIL_GA female device connector | |
| Änderung / Revision | | | |