

Data sheet

Art.No.: 70.300.1040.0

Female insert BAS BUS 10 2,5 50

revos BASIC 500V 10 pole + ground, female insert 500V/16A with wire protection, Sn screw connection



Art.No.	70.300.1040.0
EAN	4015573219601
Order Unit	10

Certificates / Approvals



Technical data

General

Model	Female insert
Inflammability class of insulation material acc. with UL94	V0
Color	Grey
Mating cycles	200
Pollution degree	3
Modular version	No
Operating temperature range min.	-40 °C
Operating temperature range max.	120 °C

Connection Data

Connection type	Screw connection
Number of poles	10
Plus switching contacts	0
Number of pole for rated current 2	0
Number of pole for rated current 3	0
Total number of poles (without ground contact)	10
With wire protection	Yes
Min. conductor diameter rigid (solid/stranded)	0.5 mm ²
Max. conductor diameter rigid (solid/stranded)	2.5 mm ²
Protective contact	Yes

Technical Data UL/CSA

Rated voltage according to UL/CSA	600 V
Rated current according UL	16 A
Rated current according CSA	16 A
Min. conductor cross section flexible wire	0.5 mm ²
Max. conductor cross section flexible wire	2.5 mm ²

Conductor cross section flexible AWG wire	22-14 AWG
---	-----------

Model

With housing	No
--------------	----

Contacts

Contact material	Copper alloy
Surface	Tin-plated
Contact resistance	≤ 1.5 mOhm
Wire strip length	7 mm

Screws head design/recomm. Torque

Mounting screws	H1/0.5-0.7 Nm
Clamping screws	H1/0.5-0.7 Nm
Ground conductor screws	H2/1.2-1.6 Nm

Technical Data DIN EN 61984

Nominal voltage	500 V
Rated voltage face/ground	500 V
Nominal current	16 A
Rated impulse voltage	6 kV

Classification

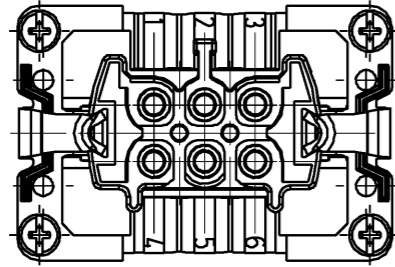
ECLASS 8.1	27440205
ETIM 7.0	EC000438
ETIM 6.0	EC000438
ETIM 5.0	EC000438
ETIM 4.0	EC000438
ETIM 3.0	EC000438

Kodieransichten Ausführung 6-/16-/24-polig
Coding view execution 6-/16-/24-pole


©

These dimensions will be especially checked at delivery
Only inspection dimensions
With JE marked dimensions are only valid for internal use


6-polig/6-pole
70.300.0640.0



16-polig/16-pole
70.300.1640.0



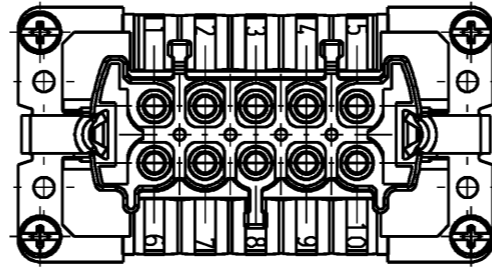
24-polig/24-pole
70.300.2440.0



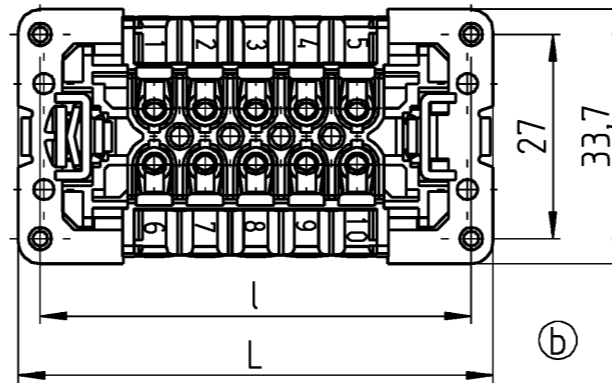
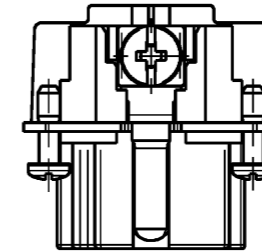
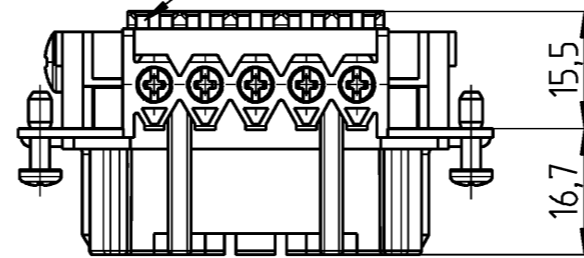
Diese Maße werden bei Abnahme besonders geprüft
Ausschließlich Prüfmaße
Mit JE gekennzeichnete Maße sind nur für interne Zwecke gültig

○

10-polig/10-pole
70.300.1040.0



Farbe: kieselgrau
colour: pebble gray



Ⓐ

Weitere Daten siehe Katalog
further data see catalog

Teile-Nr. part no.	Typ type	Polzahl pole	L	l
70.300.0640.0	BAS BUS 6 2,5 50	6x	49,8	44
70.300.1040.0	BAS BUS 10 2,5 50	10x	62,8	57
70.300.1640.0	BAS BUS 16 2,5 50	16x	83,3	77,5
70.300.2440.0	BAS BUS 24 2,5 50	24x	109,8	104

Tolerierung Size ISO 14405 © / Tolerance system Size ISO 14405 ©.
(This ISO-standard describes the envelope principle. According to the envelope principle the deviations of form and parallelism are limited by the size tolerances).

ja/yes Stoffverbots- und Deklarationsliste nach WN 5020.010 ist einzuhalten.
Conformity with Wieland document WN 5020.010 e (list of prohibited / declarable hazardous substances) to be declared!

Freitoleranz nach General tolerance CAD - Zeichnung, keine manuellen Änderungen CAD - drawing, no manual modifications allowed 1 Verwendung: First Use: Blatt: 1 von 1 Sheet: 1 of 1

Werkstoff / Material	Tag/Date	Name	Zeichnung Nr. / Drawing No.	Index
Maßstab / Scale	gezeichnet / drawn	09.07.2003 Bauer		
1:1	geprüft / checked		T 70.300.0640.001K	c
	Normgepr. / Stand. check			

c 31.01.2017 / Vol. mm³ Dfl./Srf. mm² Ersatz für / Replacement for:

b 23.04.2012 / Type Benennung/Title

a 23.04.20004/ **wieland**
www.wieland-electric.com

BUCHSENEINSATZ
2,5 qmm 500V 16A Schraubanschluss u. Drahtschutz
male insert screw connection and wire protection

Weitergabe sowie Vervielfältigung dieses Dokuments, Verwertung und Mitteilung seines Inhalts sind verboten, soweit nicht ausdrücklich gestattet.
The reproduction, distribution and utilization of this document as well as the communication of its contents to others without express authorization is prohibited.