

Data sheet

Art.No.: 70.310.2440.0

Male insert BAS STS 24 2,5 50

revos BASIC 500V 24 pole + ground, male insert 500V/16A with wire protection, Sn screw connection



Art.No.	70.310.2440.0
EAN	4015573219915
Order Unit	10

Certificates / Approvals



Technical data

General

Model	Pin insert
Inflammability class of insulation material acc. with UL94	V0
Color	Grey
Mating cycles	200
Pollution degree	3
Modular version	No
Operating temperature range min.	-40 °C
Operating temperature range max.	120 °C

Connection Data

Connection type	Screw connection
Number of poles	24
Plus switching contacts	0
Number of pole for rated current 2	0
Number of pole for rated current 3	0
Total number of poles (without ground contact)	24
With wire protection	Yes
Min. conductor diameter rigid (solid/stranded)	0.5 mm ²
Max. conductor diameter rigid (solid/stranded)	2.5 mm ²
Protective contact	Yes

Technical Data UL/CSA

Rated voltage according to UL/CSA	600 V
Rated current according UL	16 A
Rated current according CSA	16 A
Min. conductor cross section flexible wire	0.5 mm ²
Max. conductor cross section flexible wire	2.5 mm ²

Conductor cross section flexible AWG wire	22-14 AWG
---	-----------

Model

With housing	No
--------------	----

Contacts

Contact material	Copper alloy
Surface	Tin-plated
Contact resistance	≤ 1.5 mOhm
Wire strip length	7 mm

Screws head design/recomm. Torque

Mounting screws	H1/0.5-0.7 Nm
Clamping screws	H1/0.5-0.7 Nm
Ground conductor screws	H2/1.2-1.6 Nm

Technical Data DIN EN 61984

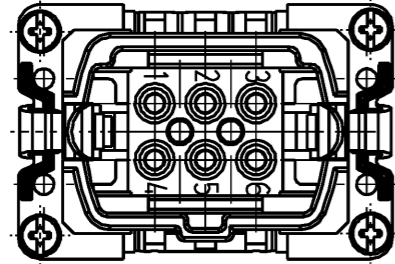
Nominal voltage	500 V
Rated voltage face/ground	500 V
Nominal current	16 A
Rated impulse voltage	6 kV

Classification

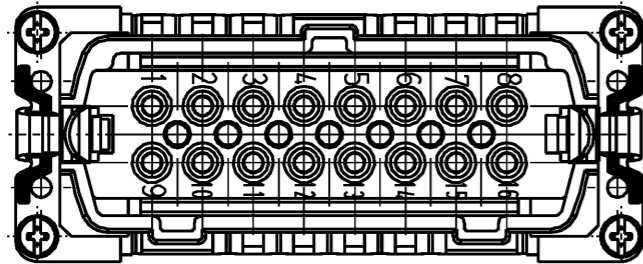
ECLASS 8.1	27440205
ETIM 7.0	EC000438
ETIM 6.0	EC000438
ETIM 5.0	EC000438
ETIM 4.0	EC000438
ETIM 3.0	EC000438

Kodieransichten Ausführung 6-/16-/24-polig
Coding view execution 6-/16-/24-pole

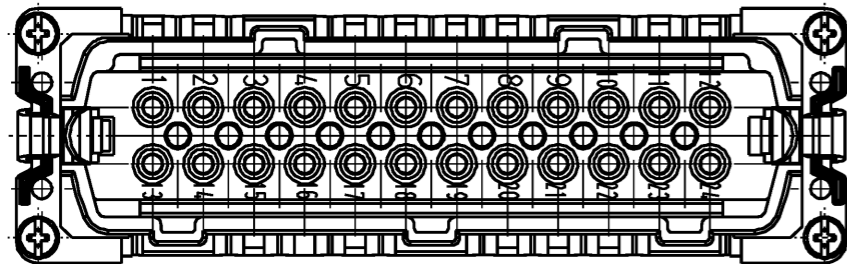
6-polig/6-pole
70.310.0640.0



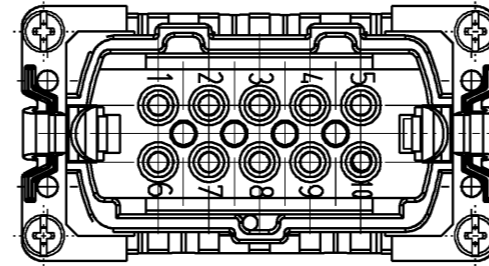
16-polig/16-pole
70.310.1640.0



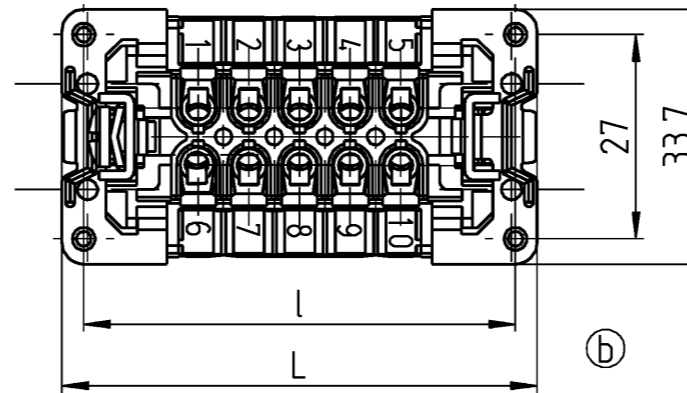
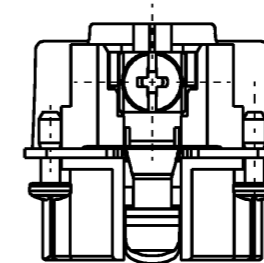
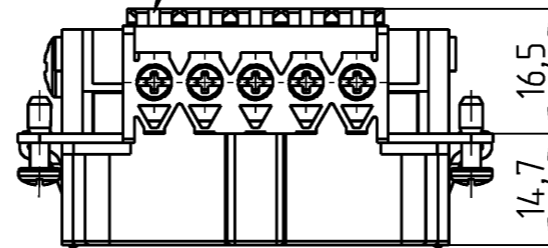
24-polig/24-pole
70.310.2440.0



10-polig/10-pole
70.310.1040.0



Farbe: kieselgrau
colour: pebble gray



Ⓐ Weitere Daten siehe Katalog
further data see catalog

Teile-Nr. part no.	Typ type	Polzahl pole	L	l
70.310.0640.0	BAS STS 6 2,5 50	6	49,8	44
70.310.1040.0	BAS STS 10 2,5 50	10	62,8	57
70.310.1640.0	BAS STS 16 2,5 50	16	83,3	77,5
70.310.2440.0	BAS STS 24 2,5 50	24	109,8	104

Tolerierung Size ISO 14405 Ⓔ / Tolerance system Size ISO 14405 Ⓔ.
(This ISO-standard describes the envelope principle. According to the envelope principle the deviations of form and parallelism are limited by the size tolerances).

ja/yes Stoffverbots- und Deklarationsliste nach WN 5020.010 ist einzuhalten.
Conformity with Wieland document WN 5020.010 e (list of prohibited / declarable hazardous substances) to be declared!

Freitoleranz nach General tolerance CAD - Zeichnung, keine manuellen Änderungen CAD - drawing, no manual modifications allowed 1. Verwendung: First Use: Blatt: 1 von 1 Sheet: 1 of 1

		Werkstoff / Material		Tag/Date	Name	Zeichnung Nr. / Drawing No.		Index		
		Maßstab / Scale		gezeichnet drawn	09.07.2003	Bauer	T 70.310.0640.001K	c		
		1:1		geprüft checked					Maße in mm / Dimensions are in mm	
				Normgepr. Stand. check						
c	31.01.2017 /	Vol.	mm ³ Dfl./Srf.	mm ²	Ersatz für / Replacement for:					
b	23.04.2012 /			Type	Benennung/Title					
a	23.04.2004 /			wieland www.wieland-electric.com						
Index	Datum / Blatt Date / Sheet								STECKEREINSATZ 2,5 qmm 500V 16A Schraubanschluss und Drahtschutz male insert screw connection with wire protection	
Änderung / Revision										

Weitergabe sowie Vervielfältigung dieses Dokuments, Verwertung und Mitteilung
 seines Inhalts sind verboten, soweit nicht ausdrücklich gestattet.
 The reproduction, distribution and utilization of this document as well as the
 communication of its contents to others without express authorization is prohibited.