

## Data sheet

Art.No.: 70.310.1040.0

Male insert BAS STS 10 2,5 50

revos BASIC 500V 10 pole + ground, male insert 500V/16A with wire protection, Sn screw connection



Art.No.	70.310.1040.0
EAN	4015573219878
Order Unit	10

Certificates / Approvals



## Technical data

### General

Model	Pin insert
Inflammability class of insulation material acc. with UL94	V0
Color	Grey
Mating cycles	200
Pollution degree	3
Modular version	No
Operating temperature range min.	-40 °C
Operating temperature range max.	120 °C

### Connection Data

Connection type	Screw connection
Number of poles	10
Plus switching contacts	0
Number of pole for rated current 2	0
Number of pole for rated current 3	0
Total number of poles (without ground contact)	10
With wire protection	Yes
Min. conductor diameter rigid (solid/stranded)	0.5 mm <sup>2</sup>
Max. conductor diameter rigid (solid/stranded)	2.5 mm <sup>2</sup>
Protective contact	Yes

### Technical Data UL/CSA

Rated voltage according to UL/CSA	600 V
Rated current according UL	16 A
Rated current according CSA	16 A
Min. conductor cross section flexible wire	0.5 mm <sup>2</sup>

Max. conductor cross section flexible wire	2.5 mm <sup>2</sup>
Conductor cross section flexible AWG wire	22-14 AWG

**Model**

With housing	No
--------------	----

**Contacts**

Contact material	Copper alloy
Surface	Tin-plated
Contact resistance	≤ 1.5 mOhm
Wire strip length	7 mm

**Screws head design/recomm. Torque**

Mounting screws	H1/0.5-0.7 Nm
Clamping screws	H1/0.5-0.7 Nm
Ground conductor screws	H2/1.2-1.6 Nm

**Technical Data DIN EN 61984**

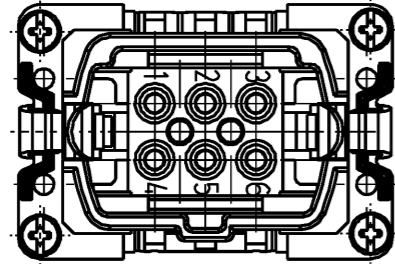
Nominal voltage	500 V
Rated voltage face/ground	500 V
Nominal current	16 A
Rated impulse voltage	6 kV

**Classification**

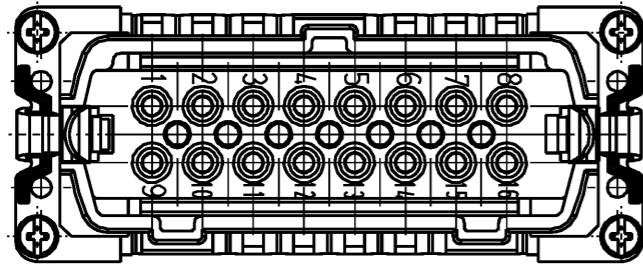
ECLASS 8.1	27440205
ETIM 7.0	EC000438
ETIM 6.0	EC000438
ETIM 5.0	EC000438
ETIM 4.0	EC000438
ETIM 3.0	EC000438

Kodieransichten Ausführung 6-/16-/24-polig  
Coding view execution 6-/16-/24-pole

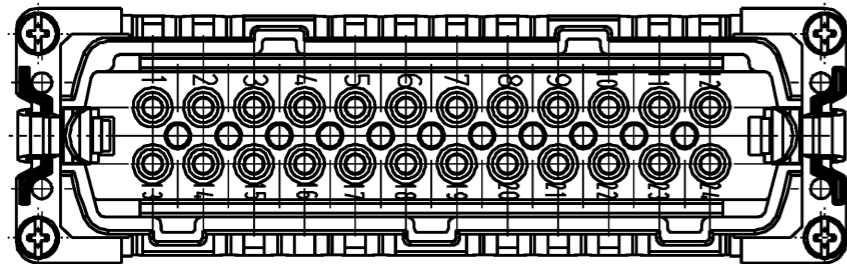
6-polig/6-pole  
70.310.0640.0



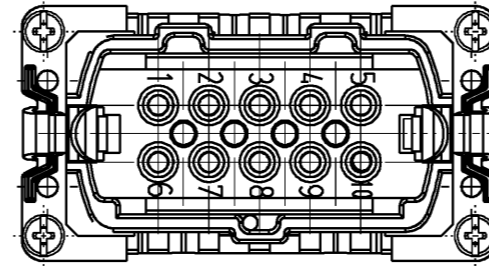
16-polig/16-pole  
70.310.1640.0



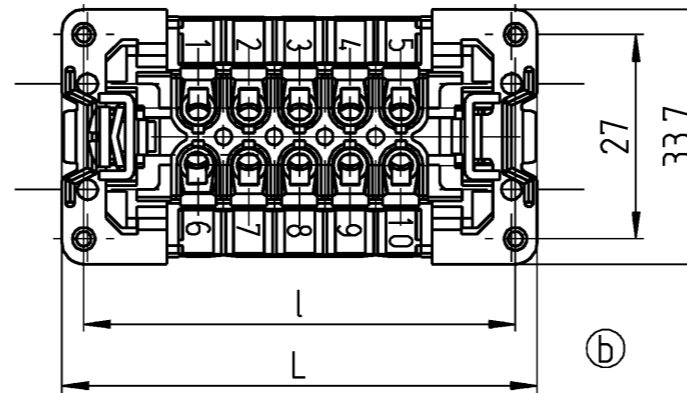
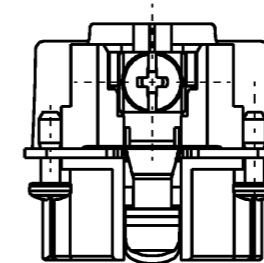
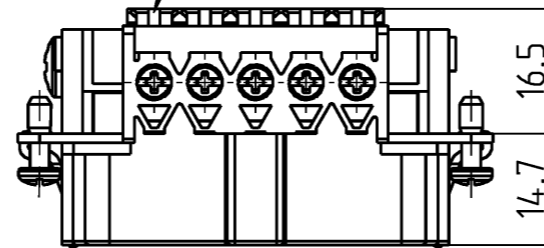
24-polig/24-pole  
70.310.2440.0



10-polig/10-pole  
70.310.1040.0



Farbe: kieselgrau  
colour: pebble gray



Ⓐ Weitere Daten siehe Katalog  
further data see catalog

Teile-Nr. part no.	Typ type	Polzahl pole	L	l
70.310.0640.0	BAS STS 6 2,5 50	6	49,8	44
70.310.1040.0	BAS STS 10 2,5 50	10	62,8	57
70.310.1640.0	BAS STS 16 2,5 50	16	83,3	77,5
70.310.2440.0	BAS STS 24 2,5 50	24	109,8	104

Tolerierung Size ISO 14405 Ⓔ / Tolerance system Size ISO 14405 Ⓔ.  
(This ISO-standard describes the envelope principle. According to the envelope principle the deviations of form and parallelism are limited by the size tolerances).

ja/yes  Stoffverbots- und Deklarationsliste nach WN 5020.010 ist einzuhalten.  
Conformity with Wieland document WN 5020.010 e (list of prohibited / declarable hazardous substances) to be declared!

Freitoleranz nach General tolerance CAD - Zeichnung, keine manuellen Änderungen CAD - drawing, no manual modifications allowed 1. Verwendung: First Use: Blatt: 1 von 1 Sheet: 1 of 1

		Werkstoff / Material		Tag/Date	Name	Zeichnung Nr. / Drawing No.		Index		
		Maßstab / Scale		gezeichnet drawn	09.07.2003	Bauer	T 70.310.0640.001K	c		
		1:1		geprüft checked					Maße in mm / Dimensions are in mm	
				Normgepr. Stand. check						
c	31.01.2017 /	Vol.	mm <sup>3</sup> Dfl./Srf.	mm <sup>2</sup>	Ersatz für / Replacement for:					
b	23.04.2012 /			Type	Benennung/Title					
a	23.04.2004 /			<b>wieland</b> www.wieland-electric.com						
Index	Datum / Blatt Date / Sheet								<b>STECKEREINSATZ</b> 2,5 qmm 500V 16A Schraubanschluss und Drahtschutz male insert screw connection with wire protection	
Änderung / Revision										

Weitergabe sowie Vervielfältigung dieses Dokuments, Verwertung und Mitteilung  
 seines Inhalts sind verboten, soweit nicht ausdrücklich gestattet.  
 The reproduction, distribution and utilization of this document as well as the  
 communication of its contents to others without express authorization is prohibited.