

## Data sheet

Commercial Art.No.: 81.000.6190.0

Switched-mode power supply WIPOS P3 24-40

wipos switched-mode power supply, nominal voltage: 24 V DC / 40A (setting range 22,5-28,5 V DC), sustained short-circuit protection, input voltage range: 340-575 V AC, 480-820 V DC, 3 phase, W x H x D: 275,8 × 125,9 × 118,2 mm



Commercial Art.No.	81.000.6190.0
EAN	4049088058257
Order Unit	1

Certificates / Approvals



## Technical data

### General

Connection type	screw connection
Number of phases	3 phase power supply
Modular version	No
Mounting type, other	No
Mounting type, wall mounting	No
Rail mounting possible	yes
Housing material	Metal
Operating temperature min.	-40 °C
Operating temperature max.	71 °C
relative humidity min.	20 %
relative humidity max.	95 %
Storage temperature / transport min.	85 °C
Storage temperature / transport max.	-40 °C
Degree of protection (IP)	IP20
Pollution degree	2
Parallel-service possible	yes
Number of parallel switchable device	2

### Technical data

Function display	"DC OK" (LED green) (U(o) 17.6...19.4V)
function display "DC Low"	"DC Low" (LED red)
Short-circuit protective device	Current limiting (hiccup mode)
temperature coefficient	±0,03%/K
ripple and noise	< 0.08 V
isolating voltage Output DC	4242 V
cohesive resistance (In-/Output)	100 MOhm
Derating	61°C...71°C: 2,5 %/K
cooling	free convection

MTBF	352,000h
Connector cross section (input)	min. 0,2 mm <sup>2</sup> (AWG 24) max. 6mm <sup>2</sup> (AWG 10)
Connector cross section (output)	min. 0.5mm <sup>2</sup> (AWG 20)max. 16mm <sup>2</sup> (AWG6)
Wire strip length	8 mm
Permissible torque max.	0.6 Nm
CE-Norm	EN61000-6-3, EN 55022 Class B,EN61000-3-2, EN61000-3-3, EN61000-6-2,EN55024, EN61000-4-2, Level 4,EN61000-4-3 Level 3, EN61000-4-4 Level 4,EN61000-4-5 L-N Level 3, L/N-FG Level 4,EN61000-4-6 Level 3, EN61000-4-8 Level 4,EN61000-4-11, ENV 50204 Level 2,EN61204-3
TÜV/safety	EN60950-1, EN61558-1, EN61558-2-16(erfüllt EN60204) , IRAM
Approval cULus	UL 508 Listed, UL60950-1 Recognized
Number of +	2
Number of -	2
Further terminals	L1, L2, L3, PE, OK (2x Relay-Make-Contact), G (Ground for parallel operation), P (Parallel connection for parallel operation)

### Output

Type of output voltage	DC
Power output	960 W
Output voltage stabilized	yes
Output voltage	24 V
Min. output voltage	22.5 V
Max. output voltage	28.5 V
Output current	40 A

### Input

Type of voltage (input voltage)	
Power consumption	< 1043 VA
Input voltage DC min.	480 V
Input voltage DC max.	820 V
Input voltage AC min.	340 V
Input voltage AC max.	575 V
Rated frequency min.	47 Hz
Rated frequency max.	63 Hz
Max. starting current	30 A
Input fuse	3x T5A / 500V AC (intern)

### Dimensions


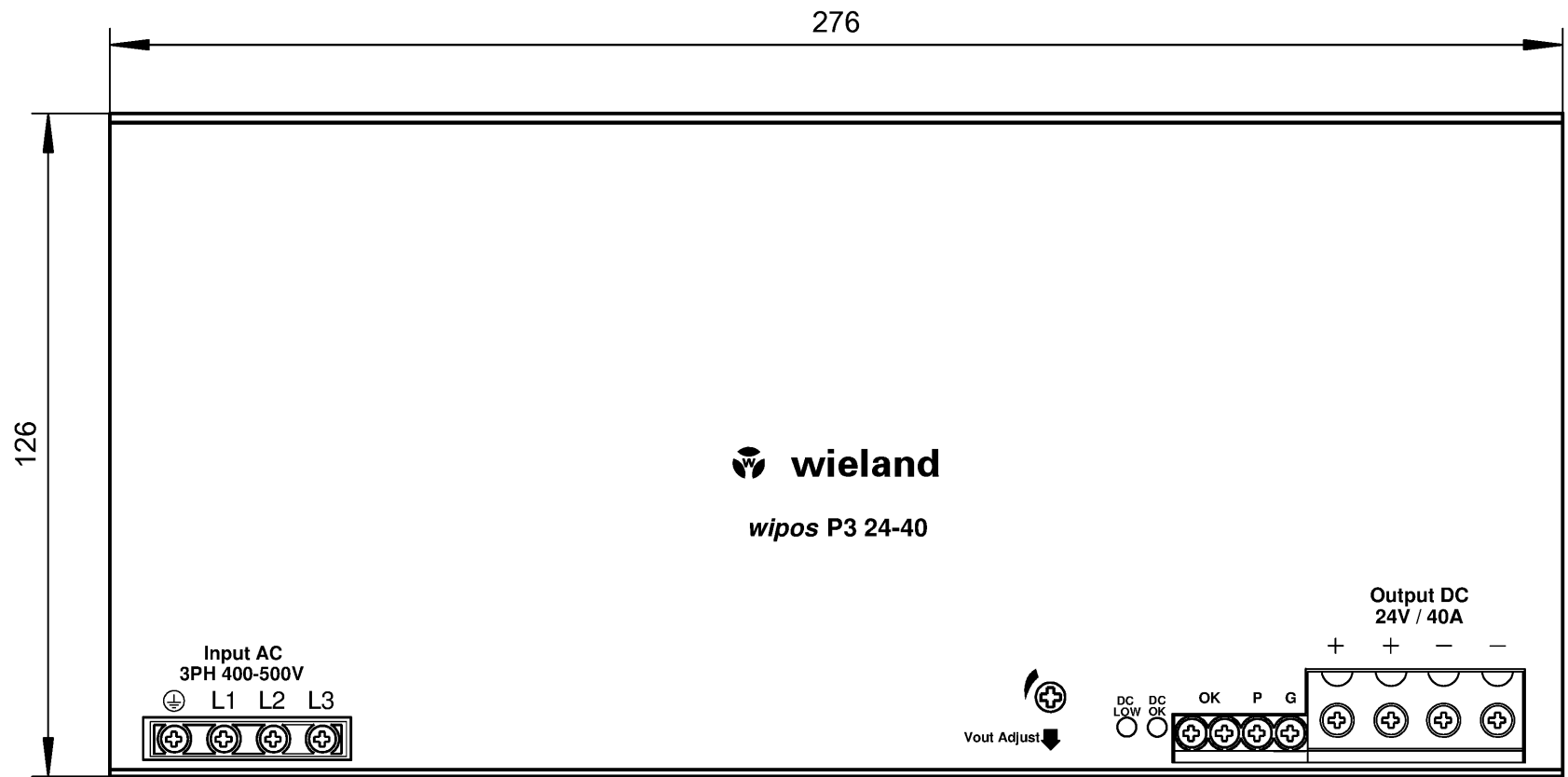
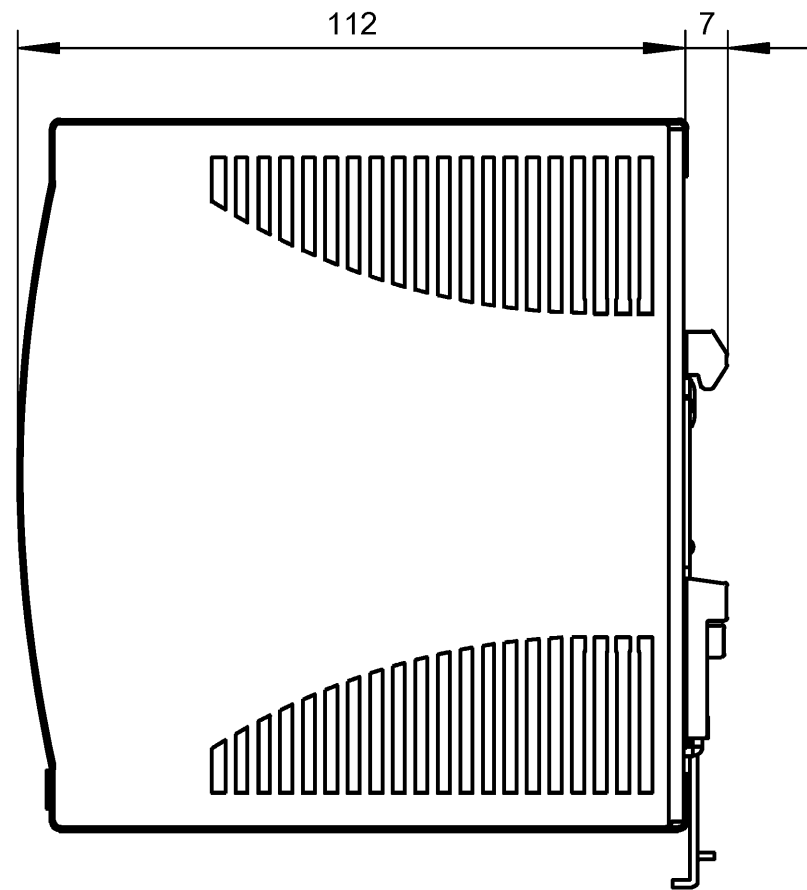
Depth	119 mm
Width	276 mm
Height	126 mm
Mounting Distance horizontal	25 mm
Mounting Distance vertical	25 mm
Weight	3.4 kg

### Classification

ECLASS 11	
ECLASS 8.1	27049002
ETIM 7.0	EC002540
ETIM 6.0	EC002540
ETIM 5.0	EC002540

**Product compliance**

ROHS conformity status	Compliant
REACH-SVHC conformity status	Compliant



Ansicht Unterseite / Bottom view

Qu - PEE 12/92

Weitergabe sowie Vervielfältigung dieses Dokuments, Verwertung und Mitteilung seines Inhalts sind verboten, soweit nicht ausdrücklich gestattet. The reproduction, distribution and utilization of this document as well as the communication of its contents to others without express authorization is prohibited.

1  
2  
3  
4  
5  
6  
7  
8  
9  
10  
11  
12  
13  
14  
15  
16  
17  
18  
19  
20  
M1  
M2  
M3  
L  
G  
i  
11.1  
12.1  
1.1

Weitere Angaben siehe KATALOG oder eKatalog. Additional data see CATALOG or eCatalog.				www.wieland-electric.com eshop.wieland-electric.com			
ja/yes <input checked="" type="checkbox"/> Stoffverbots- und Deklarationsliste nach WN 5020.010 ist einzuhalten. Conformity with Wieland document WN 5020.010 e (list of prohibited / declarable hazardous substances) to be declared!							
Freitoleranz nach General tolerance			CAD-Zeichnung, keine manuellen Änderungen CAD drawing, no manual modifications allowed			1. Verwendung: First Use:	Blatt: Sheet:
		Werkstoff / Material		2016	Tag/Date	Name	Zeichnung Nr. / Drawing No.
		Maßstab/Scale		gezeichnet drawn	04.03.	Koetzner	81.000.6190.0 01K
				geprüft checked			Maße in mm / Dimensions are in mm
				Normgepr. Stand. check			
Datei / File: 030111__01K.DCD				Ersatz für / Replacement for:			
Index		Datum / Blatt Date / Sheet		wieland www.wieland-electric.com		Type	
Änderung / Revision				Benennung / Title		Teilespezifikation / Component specification	
				Schaltnetzteil / Switching Power Supply		wipos P3 24 V DC / 40 A	