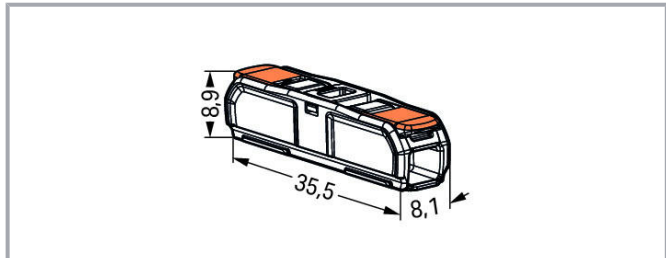


Data sheet | Item number: 221-2411

Inline splicing connector with lever; for all conductor types; max. 4 mm²; 2-conductor; transparent housing; Transparent cover; Surrounding air temperature: max 85°C (T85); 4,00 mm²; transparent



www.wago.com/221-2411



Subject to changes. Please also observe the further product documentation!

WAGO Kontakttechnik GmbH & Co. KG
Hansastr. 27
32423 Minden
Phone: +49571 887-0 | Fax: +49571 887-169
Email: info.de@wago.com | Web: www.wago.com

Do you have any questions about our products?
We are always happy to take your call at 01788 568 008.



Item description

This connector is suitable for worldwide installations.

Data

Electrical data

Ratings per IEC/EN

Ratings per	EN 60664
Nominal voltage (II/2)	450 V
Rated surge voltage (II/2)	4 kV
Rated current	32 A
Legend (ratings)	(II / 2) \triangleq Overvoltage category II / Pollution degree 2

Ratings per UL

Rated voltage UL (Use Group C)	600 V
Rated current UL (Use Group C)	20 A

Connection data

Total number of connection points	2
-----------------------------------	---

Subject to changes. Please also observe the further product documentation!

WAGO Kontakttechnik GmbH & Co. KG
Hansastr. 27
32423 Minden
Phone: +49571 887-0 | Fax: +49571 887-169
Email: info.de@wago.com | Web: www.wago.com

Do you have any questions about our products?
We are always happy to take your call at 01788 568 008.



Connection 1

Connection technology	CAGE CLAMP®
Actuation type	Lever
Connectable conductor materials	Copper
Solid conductor	0.2 ... 4 mm ² / 20 ... 14 AWG
Stranded conductor	0.2 ... 2.5 mm ² / 18 ... 14 AWG
Fine-stranded conductor	0.2 ... 4 mm ² / 18 ... 14 AWG
Strip length	11 mm / 0.43 inch

Physical data

Width	8.1 mm / 0.319 inch
Height	8.9 mm / 0.35 inch
Depth	35.5 mm / 1.398 inch

Material data

Color	transparent
Cover color	transparent
Flammability class per UL94	V2
Color of actuator	orange
Weight of insulation material	0.84 g
Weight	2.4 g

Commercial data

PU (SPU)	600 (60) Stück
Packaging type	box
Country of origin	DE
GTIN	4055144049404
Customs tariff number	85369010000

Approvals / Certificates

Country specific Approvals

Logo	Approval	Additional Approval Text	Certificate name
	CCA DEKRA Certification B.V.	EN 60998	NTR NL- 7827

Subject to changes. Please also observe the further product documentation!

WAGO Kontakttechnik GmbH & Co. KG
 Hansastr. 27
 32423 Minden
 Phone: +49571 887-0 | Fax: +49571 887-169
 Email: info.de@wago.com | Web: www.wago.com

Do you have any questions about our products?
 We are always happy to take your call at 01788 568 008.

CCA




KEMA/KEUR
DEKRA Certification B.V.

EN 60998

71-
113253







UL-Approvals

Logo	Approval	Additional Approval Text	Certificate name
	<p>UL Underwriters Laboratories Inc.</p>	UL 486C	E69654

Optional accessories

Mounting

Mounting accessories

	<p>Item no.: 209-123 Mounting foot with screw; can be screwed on terminal blocks with fixing flange; 6.4 mm wide; gray</p>	www.wago.com/209-123
	<p>Item no.: 209-120 Mounting foot; can be snapped on terminal blocks with snap-in mounting foot; for mounting on relay-modules; 6.4 mm wide; gray</p>	www.wago.com/209-120
	<p>Item no.: 221-2504 Mounting carrier with strain relief; 4-way; for inline splicing connector with lever; for screw mounting; gray</p>	www.wago.com/221-2504
	<p>Item no.: 221-2512 Mounting carrier with strain relief; 2-way; for inline splicing connector with lever; with snap-in mounting foot; gray</p>	www.wago.com/221-2512
	<p>Item no.: 221-2505 Mounting carrier with strain relief; 5-way; for inline splicing connector with lever; for screw mounting; gray</p>	www.wago.com/221-2505
	<p>Item no.: 221-2511 Mounting carrier with strain relief; 1-way; for inline splicing connector with lever; with snap-in mounting foot; gray</p>	www.wago.com/221-2511

Subject to changes. Please also observe the further product documentation!



Item no.: 221-2513

Mounting carrier with strain relief; 3-way; for inline splicing connector with lever; with snap-in mounting foot; gray

www.wago.com/221-2513



Item no.: 221-2514

Mounting carrier with strain relief; 4-way; for inline splicing connector with lever; with snap-in mounting foot; gray

www.wago.com/221-2514



Item no.: 221-2515

Mounting carrier with strain relief; 5-way; for inline splicing connector with lever; with snap-in mounting foot; gray

www.wago.com/221-2515



Item no.: 221-2521

Mounting carrier; 1-way; for inline splicing connector with lever; for screw mounting; gray

www.wago.com/221-2521



Item no.: 221-2522

Mounting carrier; 2-way; for inline splicing connector with lever; for screw mounting; gray

www.wago.com/221-2522



Item no.: 221-2523

Mounting carrier; 3-way; for inline splicing connector with lever; for screw mounting; gray

www.wago.com/221-2523



Item no.: 221-2524

Mounting carrier; 4-way; for inline splicing connector with lever; for screw mounting; gray

www.wago.com/221-2524



Item no.: 221-2525

Mounting carrier; 5-way; for inline splicing connector with lever; for screw mounting; gray

www.wago.com/221-2525



Item no.: 221-2531

Mounting carrier; 1-way; for inline splicing connector with lever; with snap-in mounting foot; gray

www.wago.com/221-2531



Item no.: 221-2532

Mounting carrier; 2-way; for inline splicing connector with lever; with snap-in mounting foot; gray

www.wago.com/221-2532

Subject to changes. Please also observe the further product documentation!

WAGO Kontakttechnik GmbH & Co. KG

Hansastr. 27

32423 Minden

Phone: +49571 887-0 | Fax: +49571 887-169

Email: info.de@wago.com | Web: www.wago.com

Do you have any questions about our products?

We are always happy to take your call at 01788 568 008.

Item no.: 221-2534

Mounting carrier; 4-way; for inline splicing connector with lever; with snap-in mounting foot; gray



www.wago.com/221-2534

Item no.: 221-2533

Mounting carrier; 3-way; for inline splicing connector with lever; with snap-in mounting foot; gray



www.wago.com/221-2533

Item no.: 221-2535

Mounting carrier; 5-way; for inline splicing connector with lever; with snap-in mounting foot; gray



www.wago.com/221-2535

Item no.: 221-2502

Mounting carrier with strain relief; 2-way; for inline splicing connector with lever; for screw mounting; gray



www.wago.com/221-2502

Item no.: 221-2501

Mounting carrier with strain relief; 1-way; for inline splicing connector with lever; for screw mounting; gray



www.wago.com/221-2501

Item no.: 221-2503

Mounting carrier with strain relief; 3-way; for inline splicing connector with lever; for screw mounting; gray



www.wago.com/221-2503

Downloads

Documentation

Additional Information

Technical explanations	Apr 3, 2019	pdf 2.2 MB	Download
------------------------	-------------	---------------	----------

CAD/CAE-Data

CAD data

2D/3D Models 221-2411	URL	Download
-----------------------	-----	----------

CAE data

ZUKEN Portal 221-2411	URL	Download
-----------------------	-----	----------

Subject to changes. Please also observe the further product documentation!

WAGO Kontakttechnik GmbH & Co. KG
 Hansastr. 27
 32423 Minden
 Phone: +49571 887-0 | Fax: +49571 887-169
 Email: info.de@wago.com | Web: www.wago.com

Do you have any questions about our products?
 We are always happy to take your call at 01788 568 008.

Environmental Product Compliance

Compliance Search

Environmental Product Compliance 221-2411

URL

Download


Inline splicing connector with lever; for all conductor types; max. 4 mm²; 2-conductor; transparent housing; Transparent cover; Surrounding air temperature: max 85°C (T85); 4,00 mm²; transparent

Installation Notes

Conductor termination



Push up the lever to open the clamping unit and insert the conductor.



Push the lever back down.

Installation




Place the inline splicing connector on the carrier in front of the mounting position.




Push the connector to the center position until it snaps into place.

Application

Subject to changes. Please also observe the further product documentation!



Perfect for test setups



Simple extension of lines



Lighting connection in suspended ceilings



Multi-pole, fixed lighting fixture wiring

Subject to changes. Please also observe the further product documentation!