

IP 66 | TYPE 4, 12 | IK 10



The mild steel single door wall mounted enclosure range, MAS, with a IP 66 protection degree, is available off the shelf in many different sizes. This enclosure range is well suited for many different applications. The risk for component failure, and with that unnecessary downtime, is eliminated as water and dust are prevented from entering the enclosure.

Material: Body: 1.2 mm mild steel for enclosures with a depth of 155 mm / 1.4 mm for enclosures with a depth of 210 or 260 mm / 1.5 mm for enclosures with a depth of 300 or 400 mm, or if a height or width is 1000 mm or greater. Gland plate: 1.4 mm mild steel. Door: 1.2 mm mild steel / 1.5 mm for enclosures with a height or width of 500 mm or greater / 2 mm for enclosures with a height or width of 800 mm or greater. Mounting plate: 2 mm galvanized steel.

Body: Folded and seam welded. Four 8.5 mm diameter holes for wall fixing, pressed out in 20.4 mm diameter x 2 mm depressions, to allow air circulation around the rear part of the enclosure.

Door: Surface mounted with 130° opening. Concealed removable hinges with captive pin. Hinges can be mounted to allow left or right hand opening. Inner M6 welded studs to mount door profiles MMDP, see delivery. Sealing is ensured by an injected one piece polyurethane gasket.

Lock: nVent HOFFMAN customized double-bit 3 mm lock, with 90° movement and anti-vibration mechanism. Two locks for 600 mm high to 800 mm high enclosures. Espagnolette three point locking for 1000 mm high enclosures and above. Other inserts are available as an accessory.

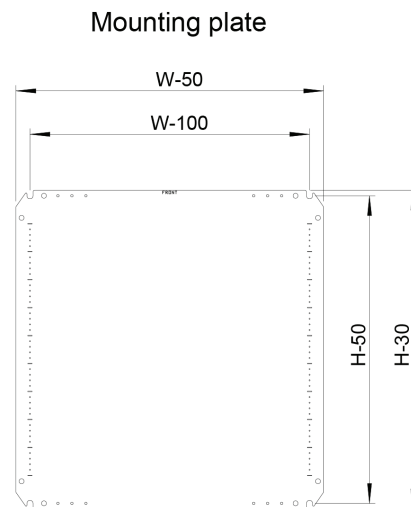
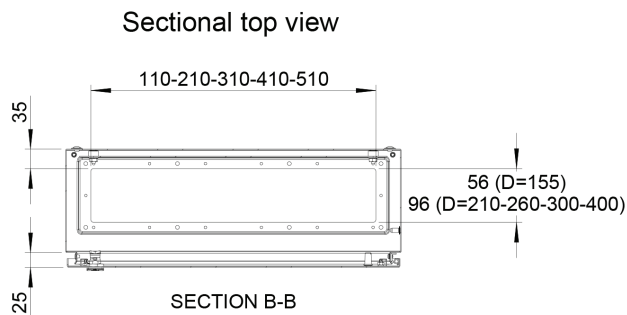
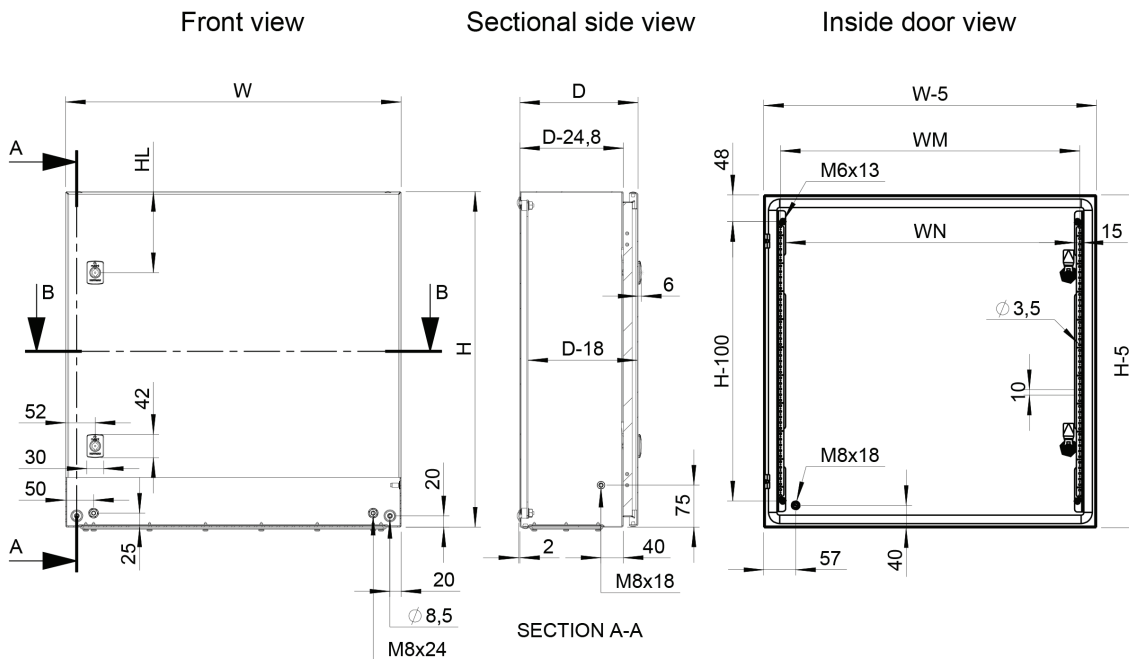
Mounting plate: The mounting plate is marked vertically at 10 mm intervals, for easy horizontal positioning of equipment. On the top and bottom there are holes to facilitate cable fixing. Fixed onto M8 press welded studs to the rear of the enclosure. All sides, from 800 mm and above, are strengthened by folded edges. By using the AMG accessory, the mounting plate position can be adjusted to any depth.

Gland Plate Opening: Situated at the far rear of the enclosure, to make cabling onto the mounting plate easier.

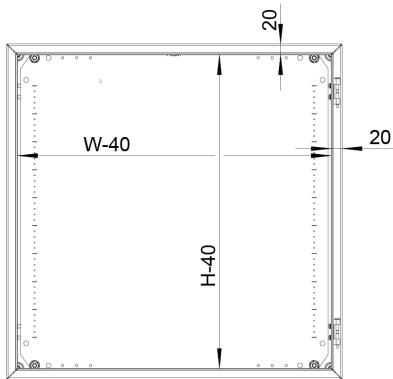
Protection: Complies with IP 66 | TYPE 4, 12 | IK 10. For outdoor installation, the use of a rain Hood, ARF, and 100% polyester paint coating plus corrosion protection primer is recommended. Resistance to corrosion must be taken into consideration for outdoor and indoor applications.

Finish: RAL 7035 structured powder coating.

Delivery: Enclosure with door and mounting plate (not included for item numbers ending with PER5). For height 600 mm and above, two MMDP door mounting profiles. Gland plate(s) with gasket(s), plastic double-bit 3 mm key, and mounting accessories. Metallic key, for height 1000 mm and above. Earthing facilities.



Front view (no door)



Locks	H	HL
1	H < 600	H/2
2	600 ≤ H < 800	145
	800 ≤ H < 1000	150
1*	H ≥ 1000	H/2

	WM	WN
600 ≤ H ≤ 800	W-65	W-83
H > 800	W-110	W-128

With mounting plate

H	W	D	h	w	d	Size	Type	Openings	N° of locks	Item no.
200	200	155	170	150	137	110 × 56	0S	1	1	MAS0202015R5
250	200	155	220	150	137	110 × 56	0S	1	1	MAS0252015R5
250	250	155	220	200	137	110 × 56	0S	1	1	MAS0252515R5
300	250	155	270	200	137	110 × 56	0S	1	1	MAS0302515R5
300	250	210	270	200	192	110 × 56	0S	1	1	MAS0302521R5
300	300	155	270	250	137	210 × 56	1S	1	1	MAS0303015R5
300	300	210	270	250	192	210 × 96	1	1	1	MAS0303021R5
300	400	210	270	350	192	310×96	2	1	1	MAS0304021R5
350	250	155	320	200	137	110 × 56	0S	1	1	MAS0352515R5
400	300	155	370	250	137	210 × 56	1S	1	1	MAS0403015R5
400	300	210	370	250	192	210 × 96	1	1	1	MAS0403021R5
400	400	210	370	350	192	310 × 96	2	1	1	MAS0404021R5
400	500	210	370	450	192	410 × 96	3	1	1	MAS0405021R5
400	600	210	370	550	192	510 × 96	4	1	1	MAS0406021R5
500	300	210	470	250	192	210 × 96	1	1	1	MAS0503021R5
500	400	155	470	350	137	310 × 56	2S	1	1	MAS0504015R5
500	400	210	470	350	192	310 × 96	2	1	1	MAS0504021R5
500	400	260	470	350	242	310 × 96	2	1	1	MAS0504026R5
500	400	300	470	350	282	310 × 96	2	1	1	MAS0504030R5
500	500	210	470	450	192	410 × 96	3	1	1	MAS0505021R5
500	500	300	470	450	282	410 × 96	3	1	1	MAS0505030R5
600	400	155	570	350	137	310 × 56	2S	1	2	MAS0604015R5
600	400	210	570	350	192	310 × 96	2	1	2	MAS0604021R5
600	400	260	570	350	242	310 × 96	2	1	2	MAS0604026R5
600	400	300	570	350	282	310 × 96	2	1	2	MAS0604030R5
600	500	155	570	450	137	410 × 56	3S	1	2	MAS0605015R5
600	500	210	570	450	192	410 × 96	3	1	2	MAS0605021R5
600	500	260	570	450	242	410 × 96	3	1	2	MAS0605026R5
600	500	300	570	450	282	410 × 96	3	1	2	MAS0605030R5
600	600	210	570	550	192	510 × 96	4	1	2	MAS0606021R5
600	600	300	570	550	282	510 × 96	4	1	2	MAS0606030R5
600	600	400	570	550	382	510 × 96	4	1	2	MAS0606040R5
600	800	300	570	750	282	310 × 96	2	2	2	MAS0608030R5
700	500	210	670	450	192	410 × 96	3	1	2	MAS0705021R5
700	500	260	670	450	242	410 × 96	3	1	2	MAS0705026R5
800	400	300	770	350	282	310 × 96	2	1	2	MAS0804030R5
800	600	210	770	550	192	510 × 96	4	1	2	MAS0806021R5
800	600	260	770	550	242	510 × 96	4	1	2	MAS0806026R5
800	600	300	770	550	282	510 × 96	4	1	2	MAS0806030R5
800	600	400	770	550	382	510 × 96	4	1	2	MAS0806040R5
800	800	210	770	750	192	310 × 96	2	2	2	MAS0808021R5
800	800	300	770	750	282	310 × 96	2	2	2	MAS0808030R5
800	800	400	770	750	382	310 × 96	2	2	2	MAS0808040R5
1000	600	260	970	550	242	510 × 96	4	1	1*	MAS1006026R5
1000	600	300	970	550	282	510 × 96	4	1	1*	MAS1006030R5
1000	800	260	970	750	242	310 × 96	2	2	1*	MAS1008026R5
1000	800	300	970	750	282	310 × 96	2	2	1*	MAS1008030R5
1000	800	400	970	750	382	310 × 96	2	2	1*	MAS1008040R5
1200	600	300	1170	550	282	510 × 96	4	1	1*	MAS1206030R5
1200	800	300	1170	750	282	310 × 96	2	2	1*	MAS1208030R5
1200	800	400	1170	750	382	310 × 96	2	2	1*	MAS1208040R5

Without mounting plate

H	W	D	Size	Type	Openings	N° of locks	Item no.
200	200	155	110 × 56	0S	1	1	MAS0202015PER5
250	200	155	110 × 56	0S	1	1	MAS0252015PER5
250	250	155	110 × 56	0S	1	1	MAS0252515PER5
300	250	155	110 × 56	0S	1	1	MAS0302515PER5
300	250	210	110 × 56	0S	1	1	MAS0302521PER5
300	300	155	210 × 56	1S	1	1	MAS0303015PER5
300	300	210	210 × 96	1	1	1	MAS0303021PER5
300	400	210	310x96	2	1	1	MAS0304021PER5
350	250	155	110 × 56	0S	1	1	MAS0352515PER5
400	300	155	210 × 56	1S	1	1	MAS0403015PER5
400	300	210	210 × 96	1	1	1	MAS0403021PER5
400	400	210	310 × 96	2	1	1	MAS0404021PER5
400	500	210	410 × 96	3	1	1	MAS0405021PER5
400	600	210	510 × 96	4	1	1	MAS0406021PER5
500	300	210	210 × 96	1	1	1	MAS0503021PER5
500	400	155	310 × 56	2S	1	1	MAS0504015PER5
500	400	210	310 × 96	2	1	1	MAS0504021PER5
500	400	260	310 × 96	2	1	1	MAS0504026PER5
500	400	300	310 × 96	2	1	1	MAS0504030PER5
500	500	210	410 × 96	3	1	1	MAS0505021PER5
500	500	300	410 × 96	3	1	1	MAS0505030PER5
600	400	155	310 × 56	2S	1	2	MAS0604015PER5
600	400	210	310 × 96	2	1	2	MAS0604021PER5
600	400	260	310 × 96	2	1	2	MAS0604026PER5
600	400	300	310 × 96	2	1	2	MAS0604030PER5
600	500	155	410 × 56	3S	1	2	MAS0605015PER5
600	500	210	410 × 96	3	1	2	MAS0605021PER5
600	500	260	410 × 96	3	1	2	MAS0605026PER5
600	500	300	410 × 96	3	1	2	MAS0605030PER5
600	600	210	510 × 96	4	1	2	MAS0606021PER5
600	600	300	510 × 96	4	1	2	MAS0606030PER5
600	600	400	510 × 96	4	1	2	MAS0606040PER5
600	800	300	310 × 96	2	2	2	MAS0608030PER5
700	500	210	410 × 96	3	1	2	MAS0705021PER5
700	500	260	410 × 96	3	1	2	MAS0705026PER5
800	400	300	310 × 96	2	1	2	MAS0804030PER5
800	600	210	510 × 96	4	1	2	MAS0806021PER5
800	600	260	510 × 96	4	1	2	MAS0806026PER5
800	600	300	510 × 96	4	1	2	MAS0806030PER5
800	600	400	510 × 96	4	1	2	MAS0806040PER5
800	800	210	310 × 96	2	2	2	MAS0808021PER5
800	800	300	310 × 96	2	2	2	MAS0808030PER5
800	800	400	310 × 96	2	2	2	MAS0808040PER5
1000	600	260	510 × 96	4	1	1*	MAS1006026PER5
1000	600	300	510 × 96	4	1	1*	MAS1006030PER5
1000	800	260	310 × 96	2	2	1*	MAS1008026PER5
1000	800	300	310 × 96	2	2	1*	MAS1008030PER5
1000	800	400	310 × 96	2	2	1*	MAS1008040PER5
1200	600	300	510 × 96	4	1	1*	MAS1206030PER5
1200	800	300	310 × 96	2	2	1*	MAS1208030PER5
1200	800	400	310 × 96	2	2	1*	MAS1208040PER5

* 1000 mm high enclosures and above have espagnolette three point locking.