



Remote control switch Contact for 20 A Voltage 24 V DC 1 change-over contact

Figure similar

Model	
product brand name	SETRON
product designation	Remote control switch
design of the product	1W, DC 24 V, 20 A
latching relay design	Mechanical switch
General technical data	
electrical endurance (operating cycles)	50 000
galvanic isolation between magnet coil and contact	Yes
switching voltage of the contacts at AC minimum	10 V
switching current at AC per contact minimum	100 mA
power loss [V·A] of magnet coil with pulse rated value	9 VA
Voltage	
type of voltage of the operating voltage	AC
continuous voltage fuse version	Yes
surge voltage resistance rated value	3 kV
supply voltage	400 V
Supply voltage	
supply voltage minimum	230 V
Protection class	
protection class IP	IP20
Breaking Capacity	
switching capacity apparent power	
• for fluorescent lamp load with DUO circuit	2 436 VA
• for fluorescent lamp load with parallel compensation	812 VA
• for uncompensated fluorescent lamp load	1 102 VA
switching capacity current	
• at cos phi 0.6	20 A
• rated value	20 A
switching capacity active power with incandescent lamp load	4 400 W
Dissipation	
power loss [W]	
• at 16 A per contact rated value	1.5 W
• of magnet coil with pulse rated value	9 W
Control current	
type of voltage	
• of control voltage_1	DC
control voltage	
• _1 initial value	207 V
• _1 full-scale value	253 V

• _1 setpoint	24 V
Product details	
product component switch position indicator	Yes
number of NC contacts	0
number of NO contacts	0
number of CO contacts	1
Product function	
product function direct operation	Yes
pulse duration minimum	100 ms
Number	
number of terminals	3
Connections	
connectable conductor cross-section for flexible conductor with core end processing	
• minimum	1 mm ²
• maximum	10 mm ²
connectable conductor cross-section for rigid conductor	
• minimum	1 mm ²
• maximum	10 mm ²
Mechanical Design	
height	90 mm
width	17.5 mm
width of opening of the contacts	3 mm
depth	73 mm
mounting height	90 mm
installation depth	73 mm
number of modular width units	1
fastening method	DIN rail
mounting position	Horizontal and vertical
net weight	174 g
Environmental conditions	
ambient temperature during operation	
• minimum	-25 °C
• maximum	55 °C

Approvals Certificates		
General Product Approval	Test Certificates	other

[Confirmation](#)



[Miscellaneous](#)

[Confirmation](#)

other	Environment
-------	-------------

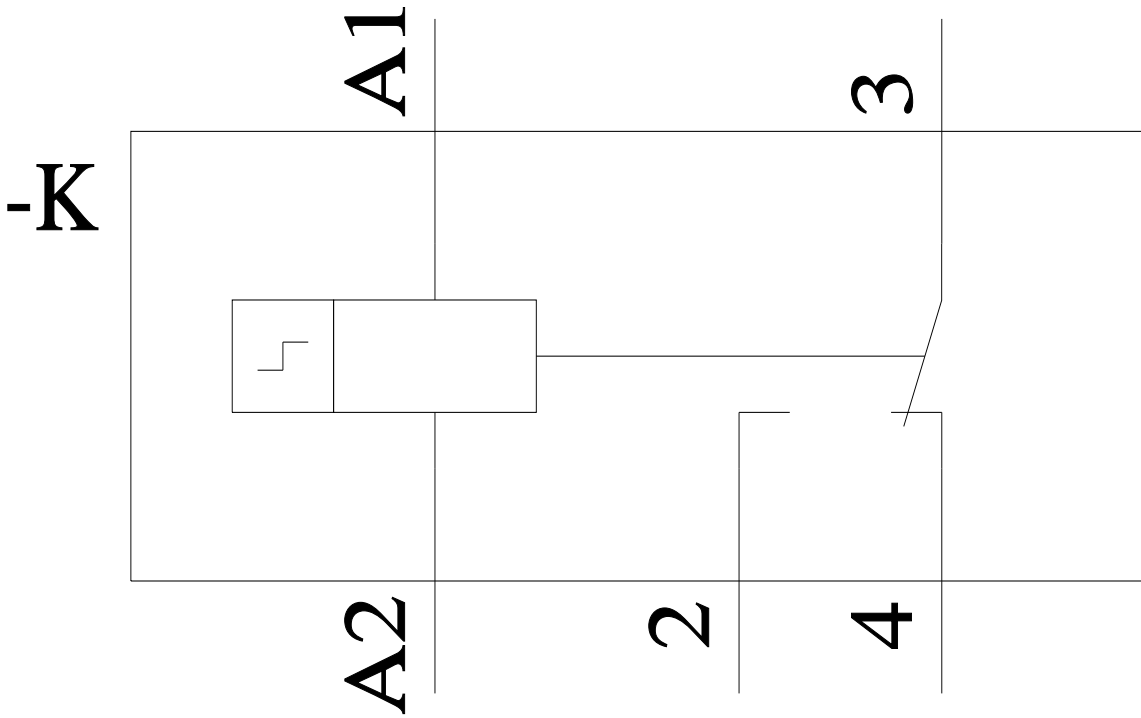
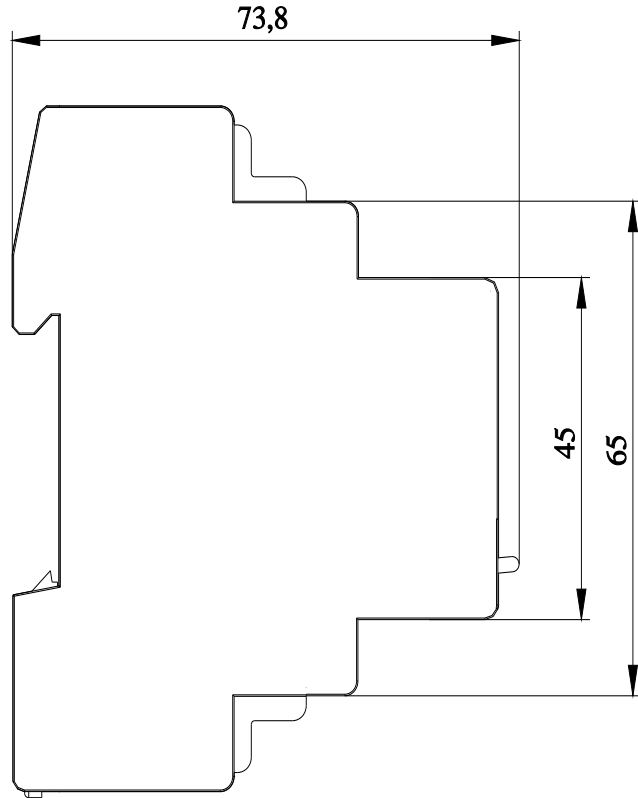
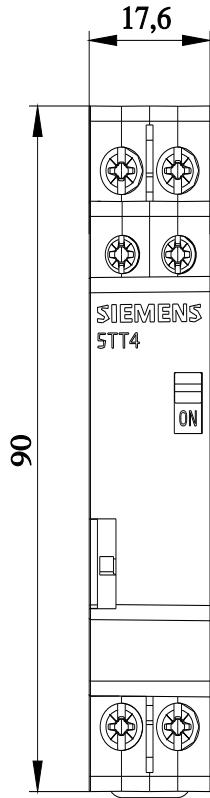
[Miscellaneous](#)

[Environmental Con-
firmations](#)

[Environmental Con-
firmations](#)

Further information

- Information on the packaging
<https://support.industry.siemens.com/cs/ww/en/view/109813875>
- Information- and Downloadcenter (Catalogs, Brochures,...)
<http://www.siemens.com/lowvoltage/catalogs>
- Industry Mall (Online ordering system)
<https://mall.industry.siemens.com/mall/en/en/Catalog/product?mlfb=5TT4417-5>
- Service&Support (Manuals, Certificates, Characteristics, FAQs,...)
<https://support.industry.siemens.com/cs/ww/en/ps/5TT4417-5>
- Image database (product images, 2D dimension drawings, 3D models, device circuit diagrams, ...)
http://www.automation.siemens.com/bilddb/cax_en.aspx?mlfb=5TT4417-5
- CAX-Online-Generator
<http://www.siemens.com/cax>
- Tender specifications



last modified:

7/30/2022 