

**ZDU 4-2/3AN OR****Weidmüller Interface GmbH & Co. KG**

Klingenbergstraße 26

D-32758 Detmold

Germany

www.weidmueller.com

**Product image**

To feed through power, signal, and data is the classical requirement in electrical engineering and panel building. The insulating material, the connection system and the design of the terminal blocks are the differentiating features. A feed-through terminal block is suitable for joining and/or connecting one or more conductors. They could have one or more connection levels that are on the same potential or insulated against one another.

**General ordering data**

|            |  |
|------------|--|
| Version    | Feed-through terminal, Tension-clamp connection, 4 mm <sup>2</sup> , 800 V, 32 A, orange |
| Order No.  | <a href="#">1770870000</a>   |
| Type       | ZDU 4-2/3AN OR   |
| GTIN (EAN) | 4032248121311  |
| Qty.       | 50 pc(s).  |

## ZDU 4-2/3AN OR

Weidmüller Interface GmbH &amp; Co. KG

Klingenbergstraße 26

D-32758 Detmold

Germany

www.weidmueller.com

## Technical data

## Dimensions and weights

|                          |            |                |            |
|--------------------------|------------|----------------|------------|
| Depth                    | 45.5 mm    | Depth (inches) | 1.791 inch |
| Depth including DIN rail | 46 mm      | Height         | 61.5 mm    |
| Height (inches)          | 2.421 inch | Width          | 6.1 mm     |
| Width (inches)           | 0.24 inch  | Net weight     | 10.184 g   |

## Temperatures

|                                  |                |                                  |   |
|----------------------------------|----------------|----------------------------------|---|
| Storage temperature              |                | Operating temperature range      | For operating temperature range see EC Design Test Certificate / IEC Ex-Certificate of Conformity |
|                                  | -25 °C...55 °C |                                  |   |
| Continuous operating temp., min. | -50 °C         | Continuous operating temp., max. | 120 °C  |

## Material data

|                           |       |        |        |
|---------------------------|-------|--------|--------|
| Material                  | Wemid | Colour | orange |
| UL 94 flammability rating | V-0   |        |        |

## Rating data IECEx/ATEX

|                                |   |                                 |                   |
|--------------------------------|---|---------------------------------|-------------------|
| Certificate No. (ATEX)         | DEMKO16ATEX1808U  | Certificate No. (IECEX)         | IECEXULD16.0036U  |
| Max. voltage (ATEX)            | 440 V   | Current (ATEX)                  | 29 A              |
| Wire cross section max. (ATEX) | 6 mm <sup>2</sup>   | Max. voltage (IECEX)            | 440 V             |
| Current (IECEX)                | 29 A  | Wire cross section max. (IECEX) | 6 mm <sup>2</sup> |
| Operating temperature range    | For operating temperature range see EC Design Test Certificate / IEC Ex-Certificate of Conformity | Marking EN 60079-7              |                   |
| Ex 2014/34/EU label            | II 2 G D  |                                 | Ex eb II C Gb     |

## System specifications

|                               |  |                                     |       |
|-------------------------------|--|-------------------------------------|-------|
| Version                       | Tension-clamp connection, for plug-in cross-connector, One end without connector | End cover plate required            | Yes   |
| Number of levels              | 1  | Number of clamping points per level | 3     |
| Number of potentials per tier | 1  | Levels cross-connected internally   | No    |
| PE connection                 | No   | Rail                                | TS 35 |

## Additional technical data

|                          |       |                             |         |
|--------------------------|-------|-----------------------------|---------|
| Explosion-tested version | No    | Number of similar terminals | 1       |
| Open sides               | right | Type of mounting            | Snap-on |

## CSA rating data

|                               |                |                               |        |
|-------------------------------|----------------|-------------------------------|--------|
| Certificate No. (CSA)         | 200039-1152892 | Current size B (CSA)          | 35 A   |
| Current size C (CSA)          | 35 A           | Current size D (CSA)          | 5 A    |
| Voltage size B (CSA)          | 600 V          | Voltage size C (CSA)          | 600 V  |
| Voltage size D (CSA)          | 600 V          | Wire cross section max. (CSA) | 10 AWG |
| Wire cross section min. (CSA) | 26 AWG         |                               |        |

## Conductors for clamping (additional connection)

Connection type, additional connection Tension-clamp connection

Creation date October 1, 2024 6:25:52 PM CEST

Catalogue status 28.09.2024 / We reserve the right to make technical changes.

## ZDU 4-2/3AN OR

Weidmüller Interface GmbH &amp; Co. KG

Klingenbergstraße 26

D-32758 Detmold

Germany

www.weidmueller.com

## Technical data

## Conductors for clamping (rated connection)

|   |                      |   |                          |
|---|----------------------|---|--------------------------|
| Blade size  | 0.6 x 3.5 mm         | Clamping range, max.  | 6 mm <sup>2</sup>        |
| Clamping range, min.  | 0.13 mm <sup>2</sup> | Connection direction  | Inclined / angled        |
| Gauge to IEC 60947-1  | A3                   | Number of connections   | 3                        |
| Stripping length  | 10 mm                | Twin wire-end ferrules, max.  | 1.5 mm <sup>2</sup>      |
| Twin wire-end ferrules, min.  | 0.5 mm <sup>2</sup>  | Type of connection  | Tension-clamp connection |
| Wire connection cross section AWG, max.   | AWG 10               | Wire connection cross section AWG, min.   | AWG 26                   |
| Wire connection cross section, finely stranded, max.                                    | 4 mm <sup>2</sup>    | Wire connection cross section, finely stranded, min.                                    | 0.5 mm <sup>2</sup>      |
| Wire connection cross-section, finely stranded with wire-end ferrules DIN 46228/1, max. | 4 mm <sup>2</sup>    | Wire connection cross-section, finely stranded with wire-end ferrules DIN 46228/1, min. | 0.5 mm <sup>2</sup>      |
| Wire connection cross-section, finely stranded with wire-end ferrules DIN 46228/4, max. | 4 mm <sup>2</sup>    | Wire connection cross-section, finely stranded with wire-end ferrules DIN 46228/4, min. | 0.5 mm <sup>2</sup>      |
| Wire connection cross-section, solid core, max.   | 6 mm <sup>2</sup>    | Wire connection cross-section, solid core, min.   | 0.5 mm <sup>2</sup>      |

## General

|   |        |   |               |
|---|--------|---|---------------|
| Rail                                    | TS 35  | Standards                               | IEC 60947-7-1 |
| Wire connection cross section AWG, max. | AWG 10 | Wire connection cross section AWG, min. | AWG 26        |

## Rating data

|  |                   |                                 |               |
|--|-------------------|---------------------------------|---------------|
| Rated cross-section                          | 4 mm <sup>2</sup> | Rated voltage                   | 800 V         |
| Rated DC voltage                             | 800 V             | Rated current                   | 32 A          |
| Current at maximum wires                     | 38 A              | Standards                       | IEC 60947-7-1 |
| Volume resistance according to IEC 60947-7-x | 1 mΩ              | Rated impulse withstand voltage | 8 kV          |
| Power loss in accordance with IEC 60947-7-x  | 1.02 W            | Pollution severity              | 3             |

## UL rating data

|   |        |   |        |
|---|--------|---|--------|
| Certificate No. (UR)                    | E60693 | Conductor size Factory wiring max. (UR) | 10 AWG |
| Conductor size Factory wiring min. (UR) | 26 AWG | Conductor size Field wiring max. (UR)   | 10 AWG |
| Conductor size Field wiring min. (UR)   | 26 AWG | Current size C (UR)                     | 33 A   |
| Voltage size C (UR)                     | 600 V  |   |        |

## Classifications

|             |             |             |             |
|-------------|-------------|-------------|-------------|
| ETIM 6.0    | EC000897    | ETIM 7.0    | EC000897    |
| ETIM 8.0    | EC000897    | ETIM 9.0    | EC000897    |
| ECLASS 9.0  | 27-14-11-20 | ECLASS 9.1  | 27-14-11-20 |
| ECLASS 10.0 | 27-14-11-20 | ECLASS 11.0 | 27-14-11-20 |
| ECLASS 12.0 | 27-14-11-20 | ECLASS 13.0 | 27-25-01-01 |
| ECLASS 14.0 | 27-25-01-01 |             |             |

## Environmental Product Compliance

|                        |                             |
|------------------------|-----------------------------|
| REACH SVHC             | /                           |
| RoHS Compliance Status | Compliant without exemption |

Creation date October 1, 2024 6:25:52 PM CEST

Catalogue status 28.09.2024 / We reserve the right to make technical changes.

**ZDU 4-2/3AN OR**

**Weidmüller Interface GmbH & Co. KG**  
 Klingenbergstraße 26  
 D-32758 Detmold  
 Germany

www.weidmueller.com

**Technical data**

**Approvals**

Approvals



|                       |            |
|-----------------------|------------|
| ROHS                  | Conform    |
| UL File Number Search | UL Website |
| Certificate No. (UR)  | E60693     |

**Downloads**

|   |  |
|---|--|
| Approval/Certificate/Document of Conformity | <a href="#">Attestation of Conformity</a><br><a href="#">UKCA Ex Attestation of Conformity</a><br><a href="#">ATEX Certificate</a><br><a href="#">IECEx Certificate</a><br><a href="#">CCC Ex Certificate</a><br><a href="#">UKCA Ex Certificate</a><br><a href="#">17-AV4BO-0545U</a><br><a href="#">DNV Certificate</a><br><a href="#">Declaration of Conformity</a><br><a href="#">UKCA declaration of conformity</a><br><a href="#">Confirmation of Standards EN 45545-2_2020-10</a> |
| Engineering Data                            | <a href="#">CAD data – STEP</a>  |
| User Documentation                          | <a href="#">NTI ZDU/ZPE 4-2/3AN</a><br><a href="#">StorageConditionsTerminalBlocks</a>   |
| Catalogues                                  | <a href="#">Catalogues in PDF-format</a>   |

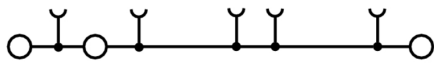
**Data sheet**

**ZDU 4-2/3AN OR**

**Weidmüller Interface GmbH & Co. KG**  
Klingenbergstraße 26  
D-32758 Detmold  
Germany

[www.weidmueller.com](http://www.weidmueller.com)

**Drawings**



**ZDU 4-2/3AN OR**

**Weidmüller Interface GmbH & Co. KG**  
 Klingenbergstraße 26  
 D-32758 Detmold  
 Germany

www.weidmueller.com

**Accessories**

**Marker holder**



The marker holder offer the possibility of additional mounting of standard markers with a pitch of 5 or 5.1 mm. The angled holders can be optionally snapped together and could be mounted in all standard marking channels of the Klippon® Connect modular terminal blocks. Fitting marker types could be found under the respective accessories of the designation marking holder.

**General ordering data**

|            |                            |                            |
|------------|----------------------------|----------------------------|
| Type       | BZT 1 WS 10/5              | Version                    |
| Order No.  | <a href="#">1805490000</a> | Accessories, Marker holder |
| GTIN (EAN) | 4032248270231              |                            |
| Qty.       | 100 pc(s).                 |                            |
| Type       | BZT 1 ZA WS 10/5           | Version                    |
| Order No.  | <a href="#">1805520000</a> | Accessories, Marker holder |
| GTIN (EAN) | 4032248270248              |                            |
| Qty.       | 100 pc(s).                 |                            |

**Blank**



ZS markers - in proven MultiCard-format - have been developed specifically for the Z-series. They have a large printing area. The hinged mechanism even allows access to cross-connectors without dismantling. Quick installation is guaranteed by the fact that the single tags are clipped on in strips. The single tags are easy to separate.

- Hinged marker area
- Can be fitted in strips or individually
- Markers in proven MultiCard format

**For custom printing:** Please send us a file of our labeling software M-Print PRO or M-Print PRO Online (without installation) for your labeling specifications.

**General ordering data**

|            |                            |  |
|------------|----------------------------|--|
| Type       | ZS 12/6 MC NE WS           | Version  |
| Order No.  | <a href="#">1610020000</a> | ZS, Terminal marker, 12 x 6 mm, Pitch in mm (P): 6.00 Weidmueller, |
| GTIN (EAN) | 4008190444600              | Allen-Bradley, white   |
| Qty.       | 400 pc(s).                 |  |


**ZDU 4-2/3AN OR**

**Weidmüller Interface GmbH & Co. KG**  
 Klingenbergstraße 26  
 D-32758 Detmold  
 Germany

www.weidmueller.com

**Accessories**

**Slotted screwdriver**

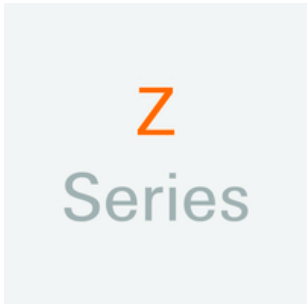


VDE insulated screwdriver sets, for working on live parts up to 1000 V AC and 1500 V DC, DIN EN 60900. IEC 900. Each piece is "GS" safety tested. Blade made from fully hardened, high-alloy chromium-vanadium-molybdenum steel, gun-metal finish.

**General ordering data**

|            |                            |   |
|------------|----------------------------|---|
| Type       | SDIS SLIM 0.6X3.5X100      | Version   |
| Order No.  | <a href="#">2749610000</a> | Mounting tool, Blade width (B): 3.5 mm, Blade length: 100 mm, Blade thickness (A): 0.6 mm |
| GTIN (EAN) | 4050118896350              |   |
| Qty.       | 1 pc(s).                   |   |

**Z-Series**



Test adapters and test plugs are used for the electrical connection between terminal blocks and the test equipment. In this way, an electrical contact can be established in the wired state and measurements can be done easily.

**General ordering data**

|            |                            |                                   |
|------------|----------------------------|-----------------------------------|
| Type       | ZTA 6/ZA                   | Version                           |
| Order No.  | <a href="#">1780660000</a> | Accessories, Test adapter, 17.5 A |
| GTIN (EAN) | 4032248180189              |                                   |
| Qty.       | 25 pc(s).                  |                                   |

**ZDU 4-2/3AN OR****Weidmüller Interface GmbH & Co. KG**

Klingenbergstraße 26

D-32758 Detmold

Germany

[www.weidmueller.com](http://www.weidmueller.com)**Accessories****ZGB pivotable group tag holder**

The ZGB 15 is a hinged group tag carrier. The tag carrier can hold the dekafix 5, WS 12/5 terminal markers or the inlay tag ESO 15.

The ZGB 30 is a hinged group tag carrier. The tag carrier can hold the dekafix 5, WS 12/5 terminal markers or the inlay tag ESO 7.

Inlay tags and protective strips can be found under "Accessories".

**General ordering data**

|            |                            |   |
|------------|----------------------------|---|
| Type       | ZGB 30                     | Version   |
| Order No.  | <a href="#">1611930000</a> | Terminal markers, Terminal marker, 32 x 7 mm, Pitch in mm (P): 5.00 |
| GTIN (EAN) | 4008190002251              | Weidmueller, white  |
| Qty.       | 20 pc(s).                  |   |
| Type       | ZGB 15                     | Version   |
| Order No.  | <a href="#">1636530000</a> | Terminal markers, Terminal marker, 15 x 7 mm, Pitch in mm (P): 5.00 |
| GTIN (EAN) | 4008190297053              | Weidmueller, white  |
| Qty.       | 20 pc(s).                  |   |

**Custom printing**

The Dekafix (DEK) marker is the universal marker for all conductor and plug-in connectors as well as for electronic sub-assemblies. The system is ideal for short number sequences and covers a wide range of ready-printed markers.

Strips for fast installation in only one work step. The printing is easy to read, rich in contrast and available in various widths.

- Large range of ready-to-use markers
- Strips for fast installation
- Terminal markers, suitable for all Weidmüller cable connectors
- Available as blank MultiCard or with standard printing

**For custom printing:** Please send us a file of our labeling software M-Print PRO or M-Print PRO Online (without installation) for your labeling specifications.

**General ordering data**

|            |                            |   |
|------------|----------------------------|---|
| Type       | DEK 5/6 MC SDR             | Version   |
| Order No.  | <a href="#">1609830000</a> | Dekafix, Terminal marker, 5 x 6 mm, Pitch in mm (P): 6.00 |
| GTIN (EAN) | 4008190456603              | Weidmueller, To customer specification                    |
| Qty.       | 200 pc(s).                 |   |



## ZDU 4-2/3AN OR

**Weidmüller Interface GmbH & Co. KG**  
 Klingenbergstraße 26  
 D-32758 Detmold  
 Germany

www.weidmueller.com

## Accessories

## WS 12/6

**WS/ DEK**


MultiMark terminal markers use an innovative composite material made from two components. The hard base contour of the marker snaps securely into the connector. The elastic surface finish makes the marker easy to mount. This specially punched material enables the strips to be stretched to accommodate the slight variations in spacing that tend to add up, especially with long terminal blocks. Another advantage: the excellent printability of the surface material guarantees durable and wear-resistant labelling. A print resolution of 300 dpi also produces a very legible script.

**Your benefits with MultiMark**

- Firm hold and durable printing
- Continuous strips save installation time
- Easy mounting thanks to an innovative composite material
- Large label field for optimal legibility
- High flexibility thanks to manufacturer independence

**General ordering data**

|            |                            |  |
|------------|----------------------------|--|
| Type       | WS 12/6 MM WS              | Version  |
| Order No.  | <a href="#">2007200000</a> | WS, Terminal marker, 12 x 6 mm, Weidmueller, white |
| GTIN (EAN) | 4050118391886              |  |
| Qty.       | 600 pc(s).                 |  |

**SAK-Series**

Weidmüller's range of products includes end brackets that guarantee a permanent, reliable mounting on the terminal rail and prevent sliding. Versions with and without screws are available. The end brackets include marking options, also for group markers, and also a test plug holder.

**General ordering data**

|            |                            |  |
|------------|----------------------------|--|
| Type       | EW 35                      | Version  |
| Order No.  | <a href="#">0383560000</a> | End bracket, beige, TS 35, V-2, Wemid, Width: 8.5 mm, 100 °C |
| GTIN (EAN) | 4008190181314              |  |
| Qty.       | 50 pc(s).                  |  |
| Type       | EW 35 GR 7032              | Version  |
| Order No.  | <a href="#">0383530000</a> | End bracket, grey, TS 35, V-0, Wemid, Width: 9 mm, 120 °C    |
| GTIN (EAN) | 4008190027322              |  |
| Qty.       | 50 pc(s).                  |  |

**Data sheet**

**ZDU 4-2/3AN OR**


**Weidmüller Interface GmbH & Co. KG**  
 Klingenbergstraße 26  
 D-32758 Detmold  
 Germany

www.weidmueller.com

**Accessories**

|            |                            |   |  |
|------------|----------------------------|---|--|
| Type       | EW 35/SCHA/M3              | Version   |  |
| Order No.  | <a href="#">0258660000</a> | End bracket, beige, TS 35, V-2, Wemid, Width: 16.5 mm, 100 °C |  |
| GTIN (EAN) | 4008190033477              |   |  |
| Qty.       | 20 pc(s).                  |   |  |

**Z-Series**



Weidmüller's range of products includes end brackets that guarantee a permanent, reliable mounting on the terminal rail and prevent sliding. Versions with and without screws are available. The end brackets include marking options, also for group markers, and also a test plug holder.

**General ordering data**

|            |                            |   |  |
|------------|----------------------------|---|--|
| Type       | ZEW 35                     | Version   |  |
| Order No.  | <a href="#">9540000000</a> | End bracket, dark beige, TS 35, V-2, Wemid, Width: 6 mm, 100 °C |  |
| GTIN (EAN) | 4008190956264              |   |  |
| Qty.       | 20 pc(s).                  |   |  |
| Type       | ZEW 35/2                   | Version   |  |
| Order No.  | <a href="#">8630740000</a> | End bracket, dark beige, TS 35, V-2, Wemid, Width: 8 mm, 100 °C |  |
| GTIN (EAN) | 4032248348916              |   |  |
| Qty.       | 20 pc(s).                  |   |  |

## ZDU 4-2/3AN OR

**Weidmüller Interface GmbH & Co. KG**  
 Klingenbergstraße 26  
 D-32758 Detmold  
 Germany

www.weidmueller.com

## Accessories

## WS 12/6.5

**WS/ DEK**

MultiMark terminal markers use an innovative composite material made from two components. The hard base contour of the marker snaps securely into the connector. The elastic surface finish makes the marker easy to mount. This specially punched material enables the strips to be stretched to accommodate the slight variations in spacing that tend to add up, especially with long terminal blocks. Another advantage: the excellent printability of the surface material guarantees durable and wear-resistant labelling. A print resolution of 300 dpi also produces a very legible script.

**Your benefits with MultiMark**

- Firm hold and durable printing
- Continuous strips save installation time
- Easy mounting thanks to an innovative composite material
- Large label field for optimal legibility
- High flexibility thanks to manufacturer independence

**General ordering data**

|            |                            |  |
|------------|----------------------------|--|
| Type       | WS 12/6.5 MM WS            | Version  |
| Order No.  | <a href="#">2619930000</a> | WS, Terminal marker, 12 x 6.5 mm, Weidmueller, white |
| GTIN (EAN) | 4050118626155              |  |
| Qty.       | 600 pc(s).                 |  |

**W-Series**

Weidmüller's range of products includes end brackets that guarantee a permanent, reliable mounting on the terminal rail and prevent sliding. Versions with and without screws are available. The end brackets include marking options, also for group markers, and also a test plug holder.

**General ordering data**

|            |                            |  |
|------------|----------------------------|--|
| Type       | WEW 35/1                   | Version  |
| Order No.  | <a href="#">1059000000</a> | End bracket, dark beige, TS 35, V-2, Wemid, Width: 12 mm, 100 °C |
| GTIN (EAN) | 4008190172282              |  |
| Qty.       | 50 pc(s).                  |  |
| Type       | WEW 35/2                   | Version  |
| Order No.  | <a href="#">1061200000</a> | End bracket, dark beige, TS 35, HB, Wemid, Width: 8 mm, 100 °C   |
| GTIN (EAN) | 4008190030230              |  |
| Qty.       | 50 pc(s).                  |  |

**ZDU 4-2/3AN OR**

**Weidmüller Interface GmbH & Co. KG**  
 Klingenbergstraße 26  
 D-32758 Detmold  
 Germany

www.weidmueller.com

**Accessories**

**Blank**



WS markers are the perfect match for the W-series connectors. Thanks to their system compatibility, the WS tags can also be used with the I-series and the Z-series. The large marking surfaces do not only permit long character strings but also multi-line text. WS markers are ideal for labels with long, customised character strings. Thanks to the proven MultiCard format, printing with PrintJet CONNECT oder/or Plotter is possible.

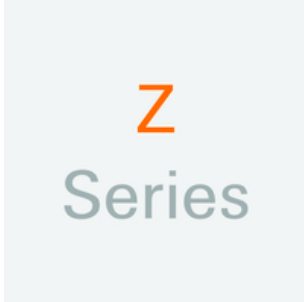
- Can be fitted in strips or individually
- Markers in proven MultiCard format

**For custom printing:** Please send us a file of our labeling software M-Print PRO or M-Print PRO Online (without installation) for your labeling specifications.

**General ordering data**

|            |                            |  |
|------------|----------------------------|--|
| Type       | WS 12/6 MC NE WS           | Version  |
| Order No.  | <a href="#">1609900000</a> | WS, Terminal marker, 12 x 6 mm, Pitch in mm (P): 6.00 Weidmueller, |
| GTIN (EAN) | 4008190203467              | Allen-Bradley, white   |
| Qty.       | 600 pc(s).                 |  |

**Z-Series**



Warning covers with a flash symbol provide more safety for man and machine. They are used where external voltage must be indicated within the application.

**General ordering data**

|            |                            |                 |
|------------|----------------------------|-----------------|
| Type       | ZAD 1/4                    | Version         |
| Order No.  | <a href="#">1609110000</a> | Z-series, Cover |
| GTIN (EAN) | 4008190190910              |                 |
| Qty.       | 20 pc(s).                  |                 |

## ZDU 4-2/3AN OR

Weidmüller Interface GmbH &amp; Co. KG


Klingenbergstraße 26

D-32758 Detmold

Germany

www.weidmueller.com

## Accessories

4 mm<sup>2</sup>

The plug-in cross-connections feature easy handling and quick installation. This saves a great deal of time during installation in comparison with screwed solutions.

## General ordering data

|            |                            |   |
|------------|----------------------------|---|
| Type       | ZQV 4/2 GE                 | Version   |
| Order No.  | <a href="#">1608950000</a> | Accessories, Cross-connector, 32 A                                |
| GTIN (EAN) | 4008190263225              |   |
| Qty.       | 60 pc(s).                  |   |
| Type       | ZQV 4/6 GE                 | Version   |
| Order No.  | <a href="#">1608990000</a> | Accessories, Cross-connector, 32 A                                |
| GTIN (EAN) | 4008190263263              |   |
| Qty.       | 20 pc(s).                  |   |
| Type       | ZQV 4/10 GE                | Version   |
| Order No.  | <a href="#">1609030000</a> | Accessories, Cross-connector, 32 A                                |
| GTIN (EAN) | 4008190263300              |   |
| Qty.       | 20 pc(s).                  |   |
| Type       | ZQV 4/4 GE                 | Version   |
| Order No.  | <a href="#">1608970000</a> | Accessories, Cross-connector, 32 A                                |
| GTIN (EAN) | 4008190263249              |   |
| Qty.       | 60 pc(s).                  |   |
| Type       | ZQV 4/9 GE                 | Version   |
| Order No.  | <a href="#">1609020000</a> | Accessories, Cross-connector, 32 A                                |
| GTIN (EAN) | 4008190263294              |   |
| Qty.       | 20 pc(s).                  |   |
| Type       | ZQV 4/20 GE                | Version   |
| Order No.  | <a href="#">1909010000</a> | Z-series, Cross-connector, For the terminals, Number of poles: 20 |
| GTIN (EAN) | 4032248535637              |   |
| Qty.       | 20 pc(s).                  |   |
| Type       | ZQV 4/8 GE                 | Version   |
| Order No.  | <a href="#">1609010000</a> | Accessories, Cross-connector, 32 A                                |
| GTIN (EAN) | 4008190263287              |   |
| Qty.       | 20 pc(s).                  |   |
| Type       | ZQV 4/3 GE                 | Version   |
| Order No.  | <a href="#">1608960000</a> | Accessories, Cross-connector, 32 A                                |
| GTIN (EAN) | 4008190263232              |   |
| Qty.       | 60 pc(s).                  |   |
| Type       | ZQV 4/7 GE                 | Version   |
| Order No.  | <a href="#">1609000000</a> | Accessories, Cross-connector, 32 A                                |
| GTIN (EAN) | 4008190263270              |   |
| Qty.       | 20 pc(s).                  |   |

## ZDU 4-2/3AN OR


**Weidmüller Interface GmbH & Co. KG**  
Klingenbergstraße 26  
D-32758 Detmold  
Germany

www.weidmueller.com

## Accessories

|            |                            |                                    |
|------------|----------------------------|------------------------------------|
| Type       | ZQV 4/5 GE                 | Version                            |
| Order No.  | <a href="#">1608980000</a> | Accessories, Cross-connector, 32 A |
| GTIN (EAN) | 4008190263256              |                                    |
| Qty.       | 20 pc(s).                  |                                    |

### 4 mm<sup>2</sup>



End plates are fitted to the open side of the last modular terminal before the end bracket. The use of an end plate ensures the function of the modular terminal and the specified rated voltage. It guarantees protection against contact with live parts and makes the final terminal finger-proof.

### General ordering data

|            |                            |                     |
|------------|----------------------------|---------------------|
| Type       | ZAP ZDU4-2                 | Version             |
| Order No.  | <a href="#">1770400000</a> | Z-series, End plate |
| GTIN (EAN) | 4032248135233              |                     |
| Qty.       | 50 pc(s).                  |                     |

|            |                            |                     |
|------------|----------------------------|---------------------|
| Type       | ZAP ZDU4-2 OR              | Version             |
| Order No.  | <a href="#">1770890000</a> | Z-series, End plate |
| GTIN (EAN) | 4032248135226              |                     |
| Qty.       | 50 pc(s).                  |                     |

|            |                            |                     |
|------------|----------------------------|---------------------|
| Type       | ZAP ZDU4-2 BL              | Version             |
| Order No.  | <a href="#">1770880000</a> | Z-series, End plate |
| GTIN (EAN) | 4032248121328              |                     |
| Qty.       | 50 pc(s).                  |                     |

### STR transparent strips



### General ordering data

|            |                            |  |
|------------|----------------------------|--|
| Type       | STR 7 F.SCHT 7             | Version  |
| Order No.  | <a href="#">0515300000</a> | Terminal markers, Protective cap, 27 x 6.3 mm, Transparent |
| GTIN (EAN) | 4008190182175              |  |
| Qty.       | 20 pc(s).                  |  |

**ZDU 4-2/3AN OR**

**Weidmüller Interface GmbH & Co. KG**  
 Klingenbergstraße 26  
 D-32758 Detmold  
 Germany

www.weidmueller.com

**Accessories**

**Blank**



WS markers are the perfect match for the W-series connectors. Thanks to their system compatibility, the WS tags can also be used with the I-series and the Z-series. The large marking surfaces do not only permit long character strings but also multi-line text. WS markers are ideal for labels with long, customised character strings. Thanks to the proven MultiCard format, printing with PrintJet CONNECT oder/or Plotter is possible.

- Can be fitted in strips or individually
- Markers in proven MultiCard format

**For custom printing:** Please send us a file of our labeling software M-Print PRO or M-Print PRO Online (without installation) for your labeling specifications.

**General ordering data**

| Type       | WS 12/6.5 MC NE WS         | Version   |
|------------|----------------------------|---|
| Order No.  | <a href="#">1609920000</a> | WS, Terminal marker, 12 x 6.5 mm, Pitch in mm (P): 6.50 |
| GTIN (EAN) | 4008190203511              | Weidmueller, Allen-Bradley, white                       |
| Qty.       | 540 pc(s).                 |   |