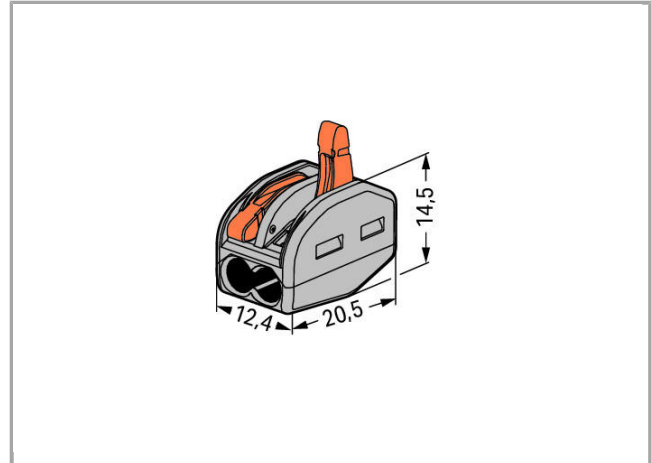


**Data sheet | Item number: 222-412**

Compact splicing connector; 2-conductor terminal block; with operating levers; max. continuous service temperature 85°C; 2,50 mm<sup>2</sup>; gray



[www.wago.com/222-412](http://www.wago.com/222-412)



**Item description**

**Safety information 1:**  
In grounded power lines

**Data**

**Electrical data**

**Ratings per IEC/EN 60664-1**

|                                |       |
|--------------------------------|-------|
| Rated voltage (II / 2)         | 400 V |
| Rated impulse voltage (II / 2) | 4 kV  |
| Rated current                  | 32 A  |

## Connection data

|                                   |  |
|-----------------------------------|--|
| Connection technology             | CAGE CLAMP®                                  |
| Actuation type                    | Lever  |
| Connectable conductor materials   | Copper                                       |
| Solid conductor                   | 0.08 ... 2.5 mm <sup>2</sup> / 28 ... 12 AWG |
| Stranded conductor                | 0.08 ... 2.5 mm <sup>2</sup> / 28 ... 12 AWG |
| Fine-stranded conductor           | 0.08 ... 4 mm <sup>2</sup> / 28 ... 12 AWG   |
| Strip length                      | 9 ... 10 mm / 0.35 ... 0.39 inch             |
| Total number of connection points | 2  |
| Total number of potentials        | 1  |
| Type of wiring                    | Side-entry wiring                            |
| Leiterquerschnitte eindrätig      | 0.08 mm <sup>2</sup>                         |

## Geometrical Data

|        |                      |
|--------|----------------------|
| Width  | 12.4 mm / 0.488 inch |
| Height | 14.5 mm / 0.571 inch |
| Depth  | 20.5 mm / 0.807 inch |

## Material Data

|                             |          |
|-----------------------------|----------|
| Color                       | gray     |
| Flammability class per UL94 | V0       |
| Fire load                   | 0.067 MJ |
| Weight                      | 3.053 g  |

## Environmental Requirements


|   |       |
|---|-------|
| Surrounding air (operating) temperature | 40 °C |
| Continuous operating temperature        | 85 °C |

## Commercial data




|                   |               |
|-------------------|---------------|
| Country of origin | DE            |
| GTIN              | 4050821346470 |

## Approvals / Certificates



### Country specific Approvals

| Logo   | Approval                              | Additional Approval Text | Certificate name |
|--|---------------------------------------|--------------------------|------------------|
|  | ENEC 15<br>UL International Demko A/S | EN 60998                 | ENEC-01360       |

## Ship Approvals




| Logo  | Approval  | Additional Approval Text | Certificate name |
|---|---|--------------------------|------------------|
|   | <b>ABS</b><br>American Bureau of Shipping               | -                        | 18-HG1755093-PDA |
|   | <b>DNV GL</b><br>Det Norske Veritas, Germanischer Lloyd | EN 60998                 | TAE000015T       |
|  | <b>LR</b><br>Lloyds Register                            | EN 60998                 | 04/20013 (E8)    |

## UL-Approvals

| Logo   | Approval                                    | Additional Approval Text | Certificate name |
|--|---|--------------------------|------------------|
|   | <b>UL</b><br>UL International Germany GmbH  | UL 486C                  | E69654           |
|  | <b>UL</b><br>Underwriters Laboratories Inc. | UL 467                   | E201573          |

## Compatible products

## Mounting adapter

|  |   |  |
|--|---|--|
|  | <b>Item no.: 222-500</b><br>Mounting carrier; 222 Series; for DIN-35 rail mounting/screw mounting; orange                                     | <a href="http://www.wago.com/222-500">www.wago.com/222-500</a> |
|  | <b>Item no.: 222-505</b><br>Strain relief plate; for mounting carrier; 221 or 222 Series, can be snapped                                      | <a href="http://www.wago.com/222-505">www.wago.com/222-505</a> |
|  | <b>Item no.: 222-510</b><br>Angled DIN-rail adapter; in combination with mounting carrier; 221-500 or 222-500; for DIN-35 rail mounting; gray | <a href="http://www.wago.com/222-510">www.wago.com/222-510</a> |

## Downloads

## Documentation

## Additional Information

|                        |             |               |          |
|------------------------|-------------|---------------|----------|
| Technical explanations | Apr 3, 2019 | pdf<br>2.1 MB | Download |
|------------------------|-------------|---------------|----------|



## CAD/CAE - Smart Data

### CAD data

|                     | URL | Download |
|---------------------|-----|----------|
| 3D Download 222-412 |     |          |
| <hr/>               |     |          |
| <b>EPLAN</b>        |     |          |
| EPLAN Data Portal   |     | Download |
| <hr/>               |     |          |
| <b>WSCAD</b>        |     |          |
| WSCAD Universe      |     | Download |

Subject to changes.