



wieland



Data sheet

Commercial Art.No.: 57.910.5155.0

Fuse terminal WK 10/SI U 5 X 25 /V0

Fuse terminal block with screw connection for mounting on TS 35 and TS 32, nominal cross section 10 mm², width 10 mm, color gray

Available from the UK's premier control gear distributor,
iLECSYS Ltd, 01844 397300
sales@ilecsys.co.uk

Commercial Art.No.	57.910.5155.0
EAN	4015573517325
Order Unit	50

Certificates / Approvals



Technical data

General

Nominal cross section	10 mm ²
Colour	Grey
Number of levels	1
Width/grid dimension	12 mm
Insulating housing	PA666
Inflammability class of insulation material acc. with UL94	V0
Mounting method	DIN rail (top hat rail)/G-rail
Terminal blocks for electrical installations	No
Fuse insert	G-fuse 5x25 mm

Technical data

Rated current	10 A
Rated voltage	500 V
Rated impulse voltage	6 kV
Pollution degree	3
Closing plate required	Yes
Type of insulation material	Thermoplastic
Length	65 mm

Connection Data

Connection type 1	Screw connection
Connection type 2	Screw connection
Minimum cross section solid	1 mm ²
Maximum cross section solid	10 mm ²
Minimum cross section fine stranded	1 mm ²
Maximum cross section fine stranded	10 mm ²
Minimum cross section stranded	16 mm ²
Maximum cross section stranded	16 mm ²

Wire strip length	13 mm
Torque conductor mounting	2 Nm

Technical Data UL/CSA

Cross section UL	22-6 AWG
Voltage UL	600 V
Current factory wiring	15 A
Current field wiring	15 A
Cross section CSA	16-6 AWG
Voltage CSA	600 V
Current CSA	15 A

Note

Remark to rated voltage	Note fuse insert
Remark to rated current	Note fuse insert

Classification

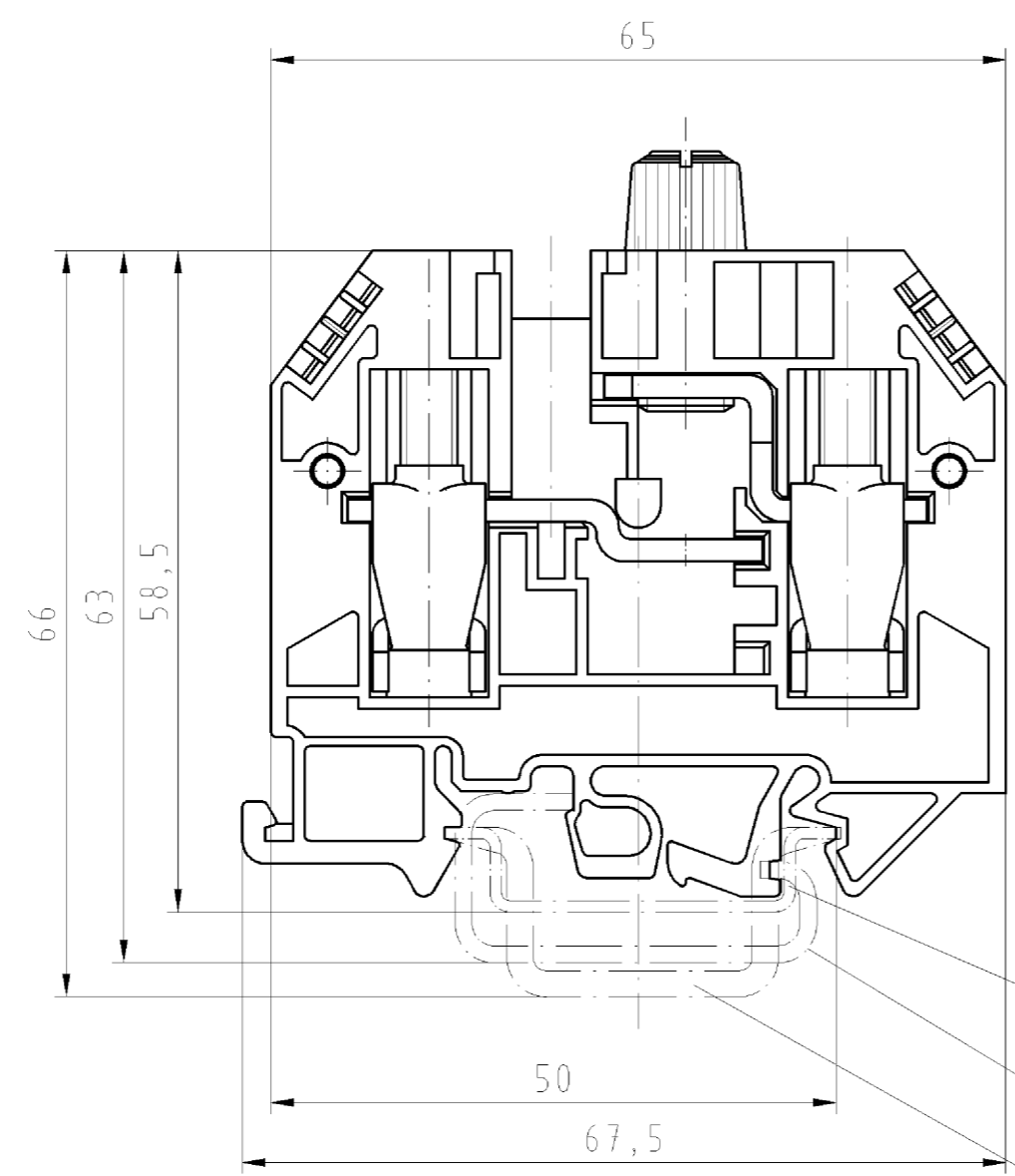
ECLASS 8.1	27141116
ETIM 7.0	EC000899
ETIM 6.0	EC000899
ETIM 5.0	EC000899
ETIM 4.0	EC000899
ETIM 3.0	EC000899

Accessories

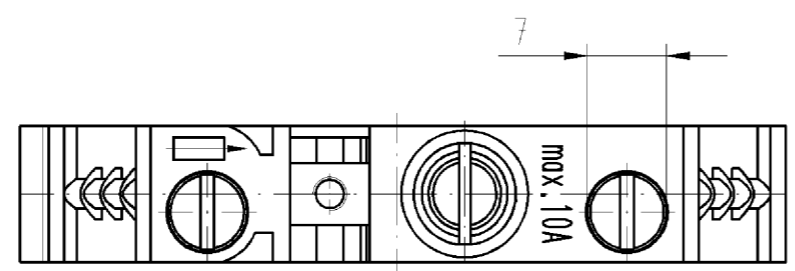
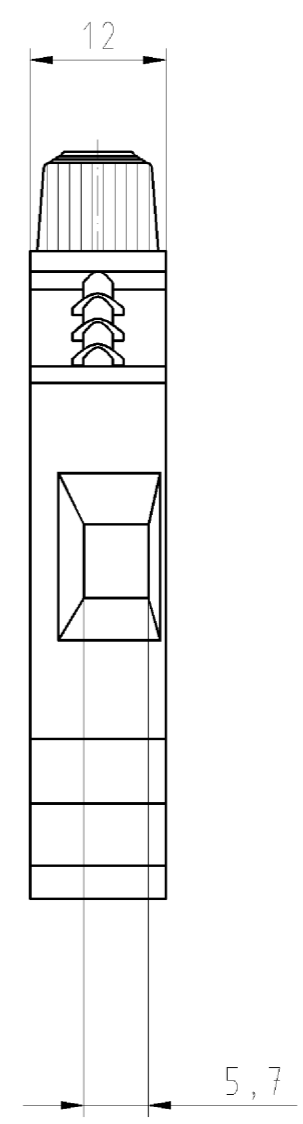
Commercial Art.No.:	Article-type description:	Description:
Z7.287.0227.0	Jumper bar VB WK 10 / SI - 2	Cross connector for DIN rail terminal blocks type WK 10 SI, 2 -pole
Z7.287.0327.0	Jumper bar VB WK 10 / SI - 3	Cross connector for DIN rail terminal blocks type WK 10 SI, 3 -pole
Z7.287.0427.0	Jumper bar VB WK 10 / SI - 4	Cross connector for DIN rail terminal blocks type WK 10 SI, 4 -pole
Z7.287.0627.0	Jumper bar VB WK 10 / SI - 6	Cross connector for DIN rail terminal blocks type WK 10 SI, 6 -pole
98.190.0000.0	Mounting rail TS 32 UNPERF - l:2000mm	Mounting rail G 32, unslotted, Höhe 5,5 mm, length 2 m, material steel. galv. zinc-plated and dichromated
98.190.1000.0	Mounting rail TS 32 PERF 15mm - l:2000mm	Mounting rail G 32, slotted, Höhe 15 mm, length 2 m, material steel. galv. zinc-plated and dichromated
98.210.0000.0	Mounting rail TS 32 UNPERF AL - l:2000mm	Mounting rail G 32, unslotted, Höhe 15 mm, length 2 m, material Aluminium
98.220.0000.0	Mounting rail TS 32 UNPERF CU - l:2000mm	Mounting rail G 32, unslotted, Höhe 15 mm, length 2 m, material E copper
98.300.0000.0	Mounting rail TS 35x7,5 UNPERF - l:2000mm	Mounting rail TS 35, unslotted, size 7,5 mm, length 2 m, material steel. galv. zinc-plated and dichromated
98.300.1000.0	Mounting rail TS 35x7,5 PERF 15mm - l:2000mm	Mounting rail TS 35, slotted, size 7,5 mm, length 2 m, material steel. galv. zinc-plated and dichromated
98.300.1900.0	Mounting rail TS 35x7,5 PERF 25mm - l:2000mm	Mounting rail TS 35, slotted, size 7,5 mm, length 2 m, material steel. galv. zinc-plated and dichromated
98.360.0000.0	Mounting rail TS 35x15-2,3 UNPERF - l:2000mm	Mounting rail TS 35, unslotted, size 15 mm, length 2 m, material steel. galv. zinc-plated and dichromated
98.360.0004.0	Mounting rail TS 35x15-2,3 UNPERF FZN - l:2000mm	Mounting rail TS 35, unslotted, size 15 mm, length 2 m, material steel, hot galvanized
98.370.0000.0	Mounting rail TS 35x15 UNPERF - l:2000mm	Mounting rail TS 35, unslotted, size 15 mm, length 2 m, material steel. galv. zinc-plated and dichromated

98.370.1000.0	Mounting rail TS 35x15 PERF 15mm - l:2000mm	Mounting rail TS 35, slotted, size 15 mm, length 2 m, material steel. galv. zinc-plated and dichromated
98.380.0000.0	Mounting rail TS 35x15-2,3 UNPERF CU - l:2000mm	Mounting rail TS 35, unslotted, size 15 mm, length 2 m, material E copper
04.312.2056.0	Cover AD WK 10 SI	Cover for DIN rail terminal blocks type WK 10 SI ...
07.311.4155.0	End plate AP 10/SI /V0	End plate for DIN rail terminal blocks type WK 10 / Si..., color: grey
Z5.522.7453.0	End bracket 9708 / S35	End clamp for mounting rail TS 35
Z5.522.8553.0	End bracket 9708 / 2 S 35	End clamp for mounting rail TS 35
Z5.523.5653.0	End bracket WE 2/U	End clamp for mounting rail TS 35 and TS 32
Z5.523.5753.0	End bracket WE 1/U	End clamp for mounting rail TS 35 and TS 32
Z5.523.9353.0	End bracket WEF 1/35	End clamp for mounting rail TS 35

Diese Maße werden bei Abnahme besonders geprüft
 Ausschließlich Prüfmaße
 Mit AE gekennzeichnete Maße sind nur für interne Zwecke gültig



- Hutschiene EN 60715-35x7,5
mounting rail EN 60715-35x7,5
- G-Schiene EN 60715-G 32
g-rail EN 60715-G 32
- Hutschiene EN 60715-35x15
mounting rail EN 60715-35x15



Weitere Daten siehe Katalog
further data see catalog

Teile-Nr./part-nr.	Typ/type	Version/version
57.910.5055.0	WK 10/Si U 5x20	ohne Leuchtanzeige without red LEDs as indicator
57.910.5155.0	WK 10/Si U 5x25	
57.910.5255.0	WK 10/Si U 5x30	
57.910.5455.0	WK 10/Si U 5x20M.NGL	mit Leuchtanzeige with red LEDs as indicator
57.910.5855.0	WK 10/Si U 5x20M.GLB	

Freitoleranz nach DIN		CAD - Zeichnung, keine manuellen Änderungen			1. Verwendung: -		Bl.: 1 von 1	
	Maßstab	Werkstoff u. Oberfläche	2003	Tag	Name	Zeichnung Nr.		Index
	/	Farbe: grau colour: grey	Entworfen	16.04.	Duetsch	T 57.910.5055.0 01K		
	/		Geprüft	-	-	Ersatz für: -		
	/	 wieland Elektrische Verbindungen	Normgepr.	-	-	Benennung		
Buchstabe	Datum / Blatt		SICHERUNGSKLEMME fuse terminal					
Änderung								

Weitergabe sowie Vervielfältigung dieses Dokuments, Verwertung und Mitteilung
 seines Inhalts sind verboten, soweit nicht ausdrücklich gestattet.
 The reproduction, distribution and utilization of this document as well as the
 communication of its contents to others without express authorization is prohibited.