


serie GAIN



Aluminium alloy die-cast enclosures sandblasted or varnished in RAL 7035. Smooth walls more than 3mm thick which allows them to be drilled and threaded. Fittings on the base allow din rails to be added, type DIN 46277 (see EGO line fittings). Terminal boards can also be fitted and there are fittings for one or more grounding screws.



Rails inside also allow PCBs or other types of board to be fitted. Fixing holes are external keeping the gasket seal in tact. The gasket is a continuous neoprene gasket. Other types of gasket are available on request. Stainless steel cover screws.

Protection IP-65.

Operating temperature: -20°C / +100°C.

serie GAIN

Inside view of the cover. Neoprene closed cell foamed rubber gasket. It is possible to use a screw and cord to connect the cover to the box.



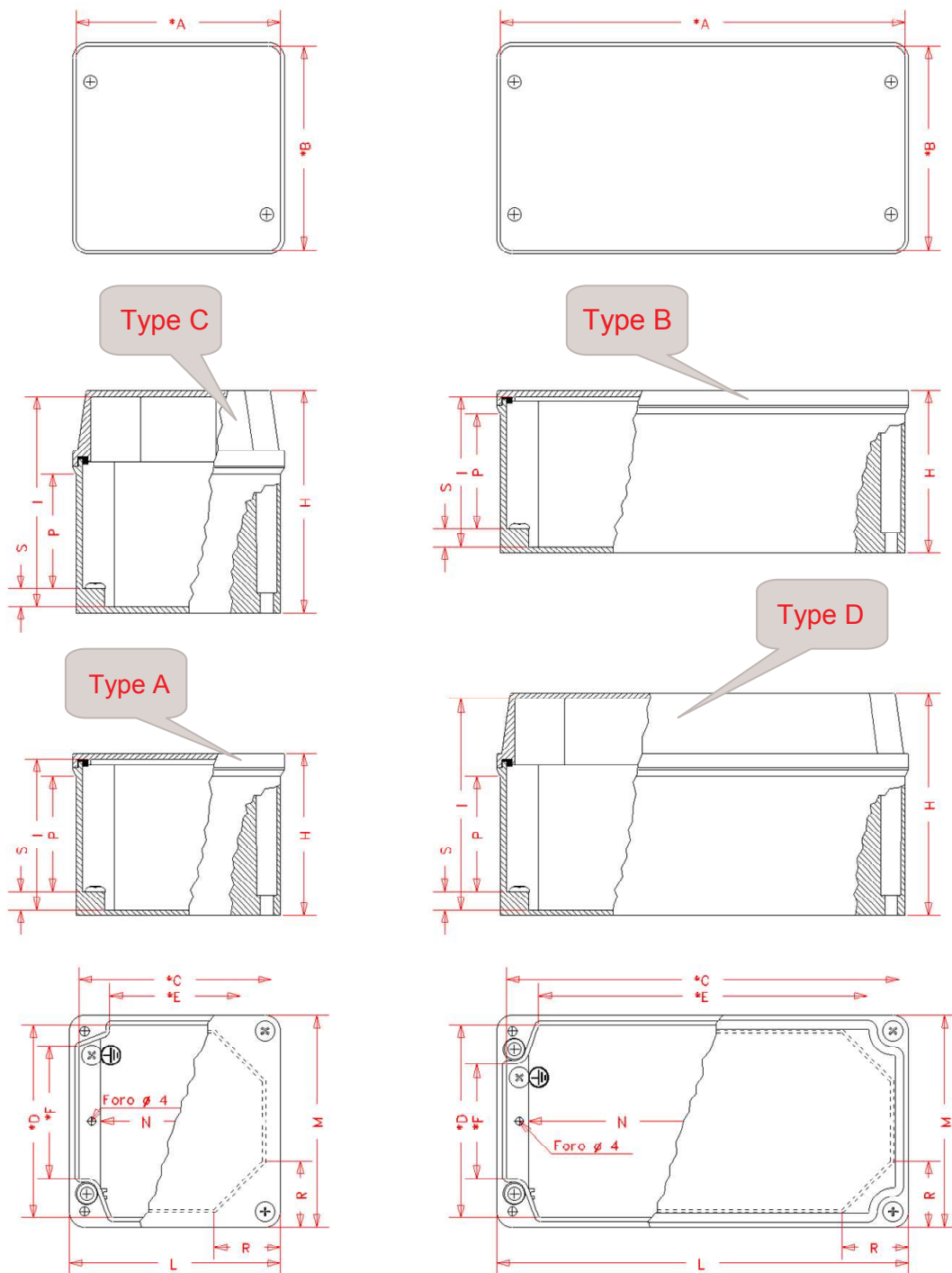
Rails are positions on the inside of the box for fixing an OMEGA DIN 46277 board. See EGO range accessories. One or more fixing positions for PCB boards depending on the size of the box..

Holes for the wall fixing screws are external which allows for better protection.



		* Misura utile														
		* Useful size														
● Codice	■ Codice	Tipo	* A	* B	H	* C	* D	* E	* F	I	L	M	N	P	R	S
● Code	■ Code	Type														
G060.38	G060.38X	A	62	62	44	56	56	31	33	35	66	66	40	25	-	6
G070.34	G070.34X	A	72	72	40	66	66	41	43	31	76	76	50	21	-	6
G070.48	G070.48X	A	72	72	54	66	66	41	43	45	76	76	50	35	-	6
G085.54	G085.54X	A	87	87	61	80	80	48	49,5	54,5	91	91	59	38	-	9
G100.54	G100.54X	A	102	102	61	95	95	63	64,4	55	106	106	74	38	-	9
G100.74	G100.74X	A	102	102	81	95	95	63	64,4	75	106	106	74	58	-	9
G105.34	G105.34X	A	107	57	41	101	51	75,5	27,5	34	109	59	85	21	-	6
G105.48	G105.48X	A	107	57	55	101	51	75,5	27,5	48	109	59	85	35	-	6
G120.34	G120.34X	A	122	75	41	115	68	83	38	34,5	126	78,5	94	18	-	9
G120.54	G120.54X	A	122	75	61	115	68	83	38	54,5	126	78,5	94	38	-	9
G120.68	G120.68X	A	122	75	75	115	68	83	38	68,5	126	78,5	94	52	-	9
G130.68	G130.68X	A	130	130	75	123	123	90	90	69	133	133	101	51,5	-	9
G130.84	G130.84X	A	130	130	91	123	123	90	90	85	133	133	101	67,5	-	9
G150.54	G150.54X	A	152	102	61	145	95	113	65	55	156	106	124	37,5	-	9
G150.74	G150.74X	A	152	102	81	145	95	113	65	75	156	106	124	57,5	-	9
G180.54	G180.54X	A	182	87	61	176	81	143,5	50	54,5	186	91	154	38	-	9
G180.68	G180.68X	A	182	87	75	176	81	143,5	50	69	186	91	154	51,5	-	9
G195.68	G195.68X	A	195	130	75	188	123	155	90	69	198	133	166	51,5	-	9
G195.84	G195.84X	A	195	130	91	188	123	155	90	85	198	133	166	67,5	-	9
G200.54	G200.54X	B	202	102	61	195	95	164	56,5	55	206	106	174	37,5	-	9
G200.74	G200.74X	B	202	102	81	195	95	164	56,5	75	206	106	174	57,5	-	9
G200.94	G200.94X	D	202	102	94	195	95	164	56,5	88	206	106	174	37,5	32,5	9
G200.114	G200.114X	D	202	102	114	195	95	164	56,5	108	206	106	174	57,5	32,5	9
G210.108	G210.108X	D	212	192	108	205	185	174	146,5	109	216	196	184	51,5	32,5	9
G210.124	G210.124X	D	212	192	124	205	185	174	146,5	125	216	196	184	67,5	32,5	9
G250.54	G250.54X	A	252	87	61	245	80	213,5	50	54,5	256	91	224	38	-	9
G250.68	G250.68X	A	252	87	75	245	80	213,5	50	69	256	91	224	51,5	-	9
G260.68	G260.68X	B	265	130	75	258	123	227	84	69	268	133	234	51,5	-	9
G260.84	G260.84X	B	265	130	91	258	123	227	84	85	268	133	234	67,5	-	9
G260.108	G260.108X	D	265	130	108	258	123	227	84	109	268	133	234	51,5	32,5	9
G260.124	G260.124X	D	265	130	124	258	123	227	84	125	268	133	234	67,5	32,5	9

● Finitura: sabbiata	■ Finitura: verniciatura RAL 7035
● Finishing: sandblasted	■ Finishing: varnishing RAL 7035
Di prossima produzione	
Of next production	



Type A enclosure: flat cover and 2 fixing holes on the bottom.

Custodia tipo B: coperchio piatto e 4 fori sul fondo per il fissaggio.

Type B enclosure: flat cover and 4 fixing holes on the bottom.

Custodia tipo C: coperchio alto e 2 fori in diagonale sul fondo per il fissaggio.

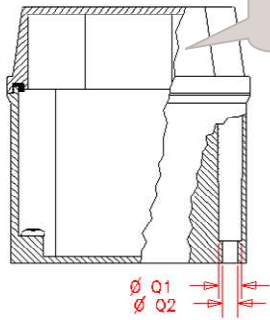

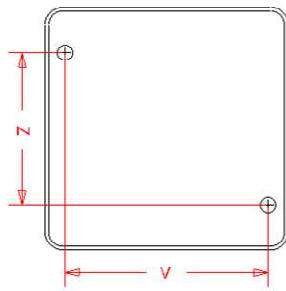
Type C enclosure: top cover and 2 fixing holes on the bottom.

Custodia tipo D: coperchio alto e 4 fori sul fondo per il fissaggio.

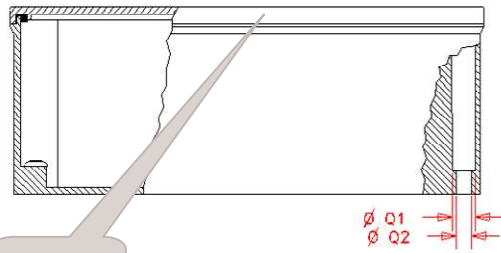
Type D enclosure: top cover and 4 fixing holes on the bottom.

		* Misura utile															
		* Useful size															
Codice ●	Codice ■	Tipo	Q1	Q2	* T1	* U1	* T2	* U2	W1	W2	V	Z	N° viti	KC	N° viti	KT	
Code ●	Code ■	Type											No screws		No screws		
G060.38	G060.38X	A	7,5	4,5	47	11	-	-	23,5	35,5	52	38	4	M4	1	M4	
G070.34	G070.34X	A	7,5	4,5	57	11	-	-	19,5	31,5	62	48	4	M4	1	M4	
G070.48	G070.48X	A	7,5	4,5	57	11	-	-	33,5	45,5	62	48	4	M4	1	M4	
G085.54	G085.54X	A	10	6	67,5	10	-	-	40,5	53,5	72	58	4	M5	1	M5	
G100.54	G100.54X	A	10	6	82,5	10	-	-	40	53,5	88	72	4	M5	1	M5	
G100.74	G100.74X	A	10	6	82,5	10	-	-	60	73,5	88	72	4	M5	1	M5	
G105.34	G105.34X	A	7,5	4,5	92	11	-	-	20,5	32	97	33	4	M4	1	M4	
G105.48	G105.48X	A	7,5	4,5	92	11	-	-	34,5	46	97	33	4	M4	1	M4	
G120.34	G120.34X	A	10	6	102,5	10	-	-	20	33,5	108	45	4	M5	1	M5	
G120.54	G120.54X	A	10	6	102,5	10	-	-	40	53,5	108	45	4	M5	1	M5	
G120.68	G120.68X	A	10	6	102,5	10	-	-	54	67,5	108	45	4	M5	1	M5	
G130.68	G130.68X	A	10	6	110	10	-	-	54	67,5	115	100	4	M5	1	M5	
G130.84	G130.84X	A	10	6	110	10	-	-	70	83,5	115	100	4	M5	1	M5	
G150.54	G150.54X	A	10	6	132,5	10	95	16	40	52	138	72	4	M5	1	M5	
G150.74	G150.74X	A	10	6	132,5	10	95	16	60	72	138	72	4	M5	1	M5	
G180.54 ⁱ	G180.54X ⁱ	A	10	6	162,5	10	80	16	40	53,5	168	57	4	M5	1	M5	
G180.68 ⁱ	G180.68X ⁱ	A	10	6	162,5	10	80	16	54	67,5	168	57	4	M5	1	M5	
G195.68 ⁱ	G195.68X ⁱ	A	10	6	175	10	122	16	54	67,5	180	100	4	M5	1	M5	
G195.84 ⁱ	G195.84X ⁱ	A	10	6	175	10	122	16	70	83,5	180	100	4	M5	1	M5	
G200.54	G200.54X	B	10	6	171	10	95	16	40	53,5	188	72	4	M5	1	M5	
G200.74	G200.74X	B	10	6	171	10	95	16	60	73,5	188	72	4	M5	1	M5	
G200.84	G200.84X	D	10	6	171	10	95	16	40	53,5	188	72	4	M5	1	M5	
G200.114	G200.114X	D	10	6	171	10	95	16	60	73,5	188	72	4	M5	1	M5	
G210.108 ⁱ	G210.108X ⁱ	D	10	6	181	10	185	16	54	67,5	198	162	4	M5	1	M5	
G210.124 ⁱ	G210.124X ⁱ	D	10	6	181	10	185	16	70	83,5	198	162	4	M5	1	M5	
G250.54	G250.54X	A	10	6	232,5	10	80	16	40	53,5	238	57	4	M5	1	M5	
G250.68	G250.68X	A	10	6	232,5	10	80	16	54	67,5	238	57	4	M5	1	M5	
G260.68	G260.68X	B	10	6	232,5	10	122	16	54	67,5	248	97	4	M5	1	M5	
G260.84	G260.84X	B	10	6	232,5	10	122	16	70	83,5	248	97	4	M5	1	M5	
G260.108 ⁱ	G260.108X ⁱ	D	10	6	232,5	10	122	16	54	67,5	248	97	4	M5	1	M5	
G260.124 ⁱ	G260.124X ⁱ	D	10	6	232,5	10	122	16	70	83,5	248	97	4	M5	1	M5	

● Finitura: sabbiata	■ Finitura: verniciatura RAL 7035
● Finishing: sandblasted	■ Finishing: varnishing RAL 7035
ⁱ Di prossima produzione	
ⁱ Of next production	

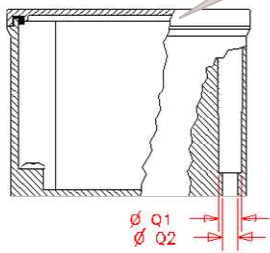


Type C

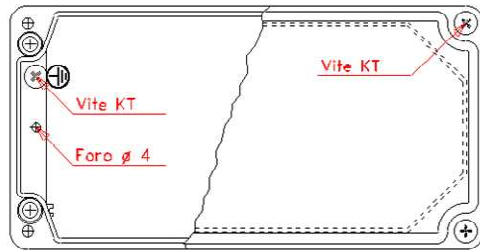
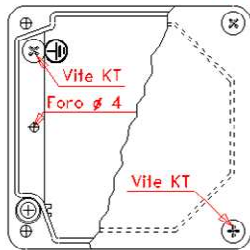
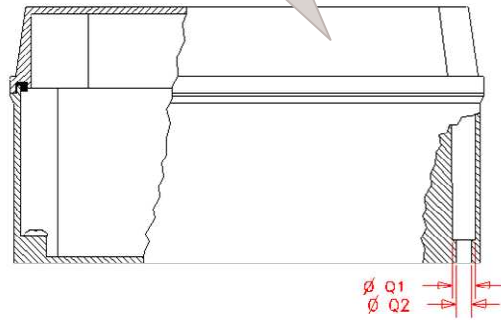


Type B

Type D



Type A



Guides for printed circuit.

