

Residual Current Circuit Breakers With Overload Protection



The IMO range of Residual Current-Circuit Breakers with Overload have been designed for protection of electrical installations against earth fault / leakage current, overload and short circuit and are manufactured in accordance with IEC 61009.

RCBO Features

- Provides protection against earth fault / leakage current, overload, short circuit and function of isolation
- Elegant appearance; cover and handle in arc shape.
- Contact position indicating window; transparent cover to carry label
- High short circuit current withstand capacity
- Applicable to terminal and Pin/Fork type busbar connection
- Finger protected connection terminals
- Compatible with MCB accessories range
- Handle padlock device



Tripping characteristics in accordance with B, C and D type curves

- Curve B: $3-5 I_n$
- Curve C: $5-10 I_n$
- Curve D: $10-20 I_n$

Options & Ordering Codes

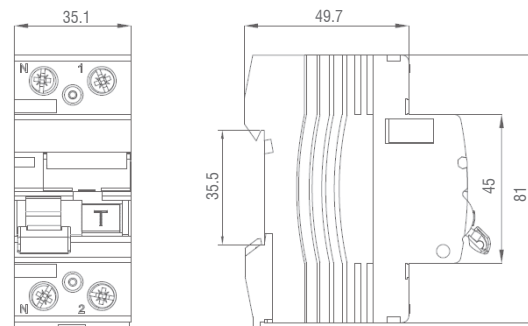
B6 B R 1N 16 - 30 - A - 110

10kA Rated	B6			Rated Current Amps		230VAC / 400VAC
	Tripping Curve	B				110 110VAC
	Tripping Curve	C				
	Tripping Curve	D				
	Residual Current	R				Type AC
						A Type A
			1 Pole + N (2 Pole)	1N		
					30	30mA residual operating current
					100	100mA residual operating current
					300	300mA residual operating current

Specifications

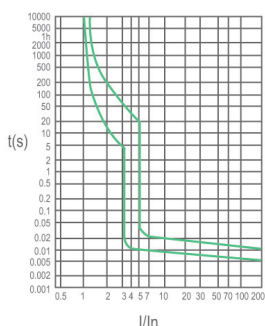
In accordance with:	IEC 61009
Certification:	CE, SEMKO, RCM
Pole composition:	2P
Residual current characteristics:	AC, A
Tripping Curve:	B, C, D
Calibration temperature:	+30°C
Rated current :	1A, 2A, 3A, 4A, 6A, 10A, 16A, 20A, 25A, 32A, 40A
Rated short circuit capacity :	10kA
Rated frequency:	50/60Hz
Rated voltage:	110VAC, 230VAC
Rated residual operating current $I_{\Delta n}$:	30mA, 100mA, 300mA
Residual tripping current range:	$0.5 I_{\Delta n} \sim 1 I_{\Delta n}$
Electrical lifetime	> 4,000 cycles
Fastening torque:	2.0Nm
Terminal capacity:	35mm ² solid, 25mm ² stranded conductor
Mounting on	DIN rail EN 60715 (EN 50022)
Protection degree:	IP20
Operating temperature range:	-25°C - +55°C

Dimensions (mm)

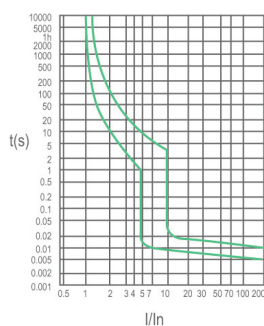


For Dimensions refer to RCCB Data.
For Tripping Curve refer to MCB.

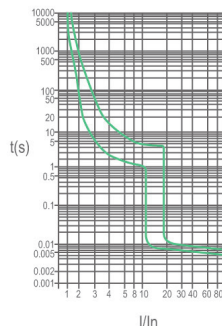
Tripping Curve B



Tripping Curve C



Tripping Curve D



Wiring Diagram

