



Main

Commercial Status	Commercialised
Range of product	Zelio Relay
Series name	Interface relay
Product or component type	Plug-in relay
Device short name	RSB
Contacts type and composition	1 C/O
Contacts operation	Standard
Control circuit voltage	230 V AC
[the] conventional enclosed thermal current	12 A at -40...40 °C
Status LED	Without
Control type	Without pushbutton
Sale per indivisible quantity	10

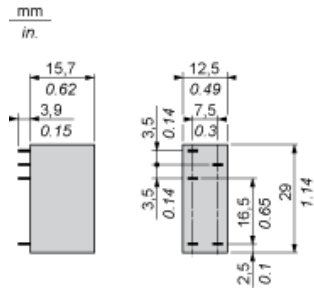
Complementary

Shape of pin	Flat (PCB type)
Average coil resistance	33000 Ohm (AC) at 20 °C +/- 10 %
[Ue] rated operational voltage	184...345 V, 50/60 Hz AC
[Ui] rated insulation voltage	400 V conforming to EN/IEC 60947
[Uimp] rated impulse withstand voltage	3.6 kV conforming to IEC 61000-4-5
Contacts material	Silver alloy (AgNi)
[Ie] rated operational current	6 A, NC (AC-1/DC-1) conforming to IEC 12 A, NO (AC-1/DC-1) conforming to IEC
Minimum switching current	100 mA
Maximum switching voltage	250 V DC conforming to IEC
Minimum switching voltage	5 V
Maximum switching capacity	3000 VA/336 W
Resistive rated load	12 A at 28 V DC 12 A at 250 V AC
Minimum switching capacity	500 mW at 100 mA / 5 V
Operating rate	<= 18000 cycles/hour no-load <= 600 cycles/hour under load
Mechanical durability	1000000 cycles
Electrical durability	100000 cycles (6 A at 250 V, AC-1) NC 100000 cycles (12 A at 250 V, AC-1) NO
Operating time	10 ms reset 20 ms operating
Marking	CE
Average coil consumption	0.75 VA AC
Drop-out voltage threshold	>= 0.15 U _c AC
Protection category	RT I
Operating position	Any position
Product weight	0.014 kg

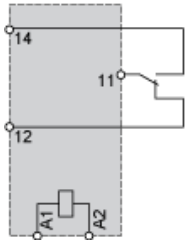
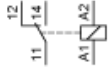
Environment

Dielectric strength	5000 V AC between coil and contact 2500 V AC between poles 1000 V AC between contacts
Standards	EN/IEC 61810-1 UL 508 CSA C22.2 No 14
Product certifications	CSA UL EAC
Ambient air temperature for storage	-40...85 °C
Vibration resistance	+/- 1 mm (f = 10...55 Hz) conforming to EN/IEC 60068-2-6
IP degree of protection	IP40 conforming to EN/IEC 60529
Shock resistance	5 gn for 11 ms in operation conforming to EN/IEC 60068-2-27 10 gn for 11 ms not operating conforming to EN/IEC 60068-2-27
Ambient air temperature for operation	-40...70 °C (AC)

Dimensions



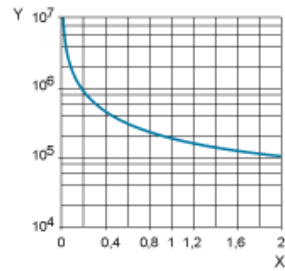
Wiring Diagram



Electrical Durability of Contacts

Durability (inductive load) = durability (resistive load) x reduction coefficient.

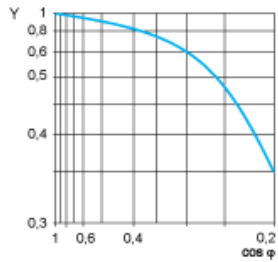
Resistive AC load



X Switching capacity (kVA)

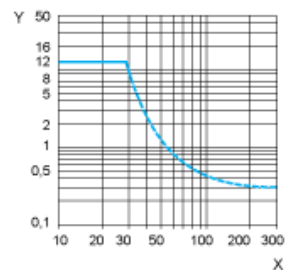
Y Durability (Number of operating cycles)

Reduction coefficient for inductive AC load (depending on power factor $\cos \phi$)



Y Reduction coefficient (A)

Maximum switching capacity on resistive DC load



X Voltage DC

Y Current DC

Note : These are typical curves, actual durability depends on load, environment, duty cycle, etc.