

CRN

Locking systems













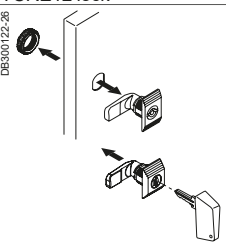
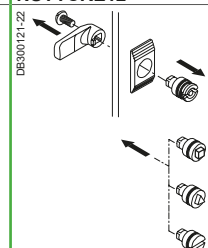


Lock for Spacial CRN enclosure

NSYCDB3 3 mm Ø standard double-bar lock.
By fixing the wing nut to the lock, the double-bar lock becomes a handle lock.

■ Operation using:

- wing key ref.: **NSYDBP** 
- key **NSYLD5** (according to DIN 43668) 

Type of lock	Insert references	Key references
 3 mm double bar	NSYTDBCRN*	 NSYLD5
□ 6 mm	NSYTC6CRN	 NSYLC7
□ 7 mm	NSYTC7CRN	 NSYLC7
□ 8 mm	NSYTC8CRN	 NSYLC8
△ 6.5 mm	NSYTT6CRN	 NSYLT8
△ 7 mm	NSYTT7CRN	 NSYLT8
△ 8 mm	NSYTT8CRN	 NSYLT8
 Screw driver lock	NSYAEDLSD	-
Complete manual handle lock, operated with key 405	NSYCL405CRN	
Complete manual handle lock, operated with key 220	NSYCL220CRN	
Complete metal lock, operated with key 405E	NSYCLL405CRN	
TJIS lock	NSYTJIS	-
TCRE1 lock	NSYTCRE1	-
TCRE12 lock	NSYTCRE12	-
 DB300122-26	 DB300121-26	
Lock change.	Insert change.	

* Delivered with 1 metal key.

PB550391-32



PB550390-65



Padlock

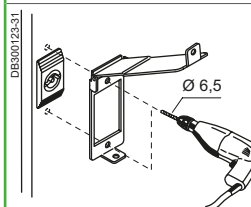
Ø 8 mm. Stainless-steel.

Ø 7.5 mm / Ø 10 mm.

References

 **NSYKPLM**

 **NSYCBCCRN**



NSYKPLM padlock assembly



Locking systems



Lock for Spacial CRNG enclosure (three-point lock)						
Transformation of the standard lock to standardised variations in enclosures with three-point locks			Transformation of the standard lock to a retractable three-point lock with various types of inserts			
<ul style="list-style-type: none"> Standard 5 mm double-bar lock for CRNG models. Operation using: key NSYLDB5 (according to DIN 43668) 						
Type of insert	Insert references	Key references*	Type of insert	Locking systems references	Key references*	
□ 6 mm square	NSYTC6ML	NSYLC7	Key operated bar lock	NSYTEDB5ML	NSYLDB5	
□ 7 mm square	NSYTC7ML	NSYLC7	□ 7 mm square lock	NSYTEC7ML	NSYLC7	
□ 8 mm square	NSYTC8ML	NSYLC8	□ 8 mm square lock	NSYTEC8ML	NSYLC8	
△ 7 mm side triangle	NSYTT7ML	NSYLT8	△ 7 mm side triangle lock	NSYTET7ML	NSYLT8	
△ 8 mm side triangle	NSYTT8ML	NSYLT8	△ 8 mm side triangle lock	NSYTET8ML	NSYLT8	
Handle lock	NSYTSML		Lock operated with key type 405	NSYTEL405ML		
Handle lock operated using key 405 (included)	NSYTL405SML		Lock operated with reinforced key	NSYTERML		
TDB5PL lock	NSYTDB5PL	-	CRGE1 lock	NSYTCRGE1	-	
			TJISML lock	NSYTJISML	-	
<p>DE300124-16</p>			<p>DE300745-47</p>			

* Insert without keys (unless indicated).

Padlocking accessories

	Padlocking system, positioned around the long rectangular escutcheon of the enclosures, to block access to the lock, for a Ø 9 mm padlock.	Padlocking system, to block access to the retractable handle, for a Ø 9 mm padlock.
References	NSYBCPL	NSYBCME
	<p>DE300617-27</p>	<p>DE300618-13</p>