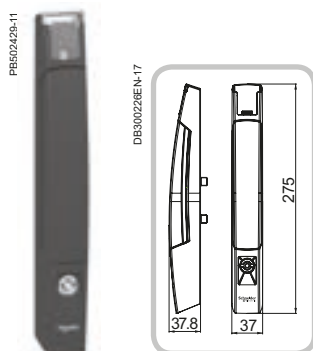


# Steel floor-standing enclosures

## Accessories

### Locking system



#### Characteristics

#### Handle for shape inserts and cylindrical barrels




Easy to change the opening direction of the door, right/left.  
Space reserved for enclosure identification, 21 x 27 mm, protected by a label frame.

Material	Handle: polyamide 6 with 30 % fibreglass, RAL 9005 colour
Mechanical protection rating	IK10 according to IEC 62262
Fire resistance	650°C
Supply	Standard handle and fixing elements (insert not included)

#### References

NSYSFHS1

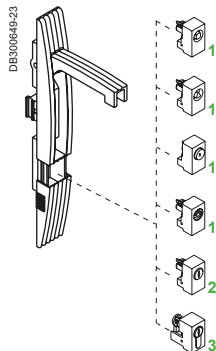
#### Accessories

	Shape inserts	References	Cylindrical barrels	References
PB500614-19  Shape inserts	6-mm square insert	NSYINS61	405E key lock	NSYIN405E1
	Female 6-mm square insert	NSYINS6G1	421E key lock	NSYIN421E1
	7-mm square insert	NSYINS71	455 key lock	NSYIN4551
	8-mm square insert	NSYINS81	1242E key lock	NSYIN1242E1
	Female 8-mm square insert	NSYINS8G1	1332E key lock	NSYIN1332E1
	8-mm square insert with slot	NSYINS8H1	2124E key lock	NSYIN2124E1
	6.5-mm triangular insert	NSYINT61	2131A key lock	NSYIN2131A1
	7-mm triangular insert	NSYINT71	2132A key lock	NSYIN2132A1
	8-mm triangular insert	NSYINT81	2331A key lock	NSYIN2331A1
	9-mm triangular insert	NSYINT91	2433A key lock	NSYIN2433A1
PB500615-12  Push button	10-mm triangular insert	NSYINT101	2452E key lock	NSYIN2452E1
	10-mm keyless hexagonal insert	NSYINH31	3113A key lock	NSYIN3113A1
	3-mm double-bar insert	NSYINDB31	3122E key lock	NSYIN3122E1
	5-mm double-bar insert	NSYINDB51	3123A key lock	NSYIN3123A1
	Daimler Benz insert	NSYINBENZ1	3131A1 key lock	NSYIN3131A1
	Fiat insert	NSYINFIAT1	3133A key lock	NSYIN3133A1
	Keyless USA slot insert	NSYINUSA1	3422E key lock	NSYIN3422E1
	Keyless 2 x 4 slot insert	NSYIN241	3432E key lock	NSYIN3432E1
	Crown insert	NSYINCW1	6101 key lock	NSYIN6101
	<b>Push button</b>	<b>Reference</b>	EDF 1300 key lock	NSYINF1301
PB500616-18  Cylindrical barrels	Push button	NSYINPULS1	EDF 1400 key lock	NSYINF1401
			Michelin 8079 keyless lock	NSYINICHEL8791
			Michelin 8133 keyless lock	NSYINICHEL8131
			Michelin 8376 keyless lock	NSYINICHEL8371
			E1 keyless lock	NSYINE11

# Polyester floor-standing enclosures

## Specific accessories

### Locking system



- 1 Block with form insert.
- 2 Block with cylindrical barrel.
- 3 Block with semi-cylindrical barrel.


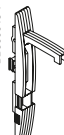
Characteristics	Lock with handle
	Ergonomic locking system with pivoting handle installed as standard on enclosures with ventilated canopy and/or open bottom part, with a 5 mm double-bar insert block.
Material	PA6
Colour	RAL 7035 grey

#### Options

Options for changing the form-insert blocks (supplied with the required operating key)	References
Block, 6 mm square insert	NSYINS61
Block, 7 mm square insert	NSYINS71
Block, 8 mm square insert	NSYINS81
Block, 6.5 mm triangular insert	NSYINT61
Block, 8 mm triangular insert	NSYINT81
Push-button	NSYTSPLA
Double bar	NSYINDB51

Options for changing the blocks with cylindrical barrels			
Type of key	References	Type of key	References
405 E key	NSYIN405E1	3113 A key	NSYIN3113A1
421 E key	NSYIN421E1	3122 E key	NSYIN3122E1
455 key	NSYIN4551	3123 A key	NSYIN3123A1
1242 E key	NSYIN1242E1	3131A1 key	NSYIN3131A1
1332 E key	NSYIN1332E1	3133 A key	NSYIN3133A1
2131 A key	NSYIN2131A1	3422 E key	NSYIN3422E1
2132 A key	NSYIN2132A1	3432 E key	NSYIN3432E1
2331 A key	NSYIN2331A1	6101 key	NSYIN6101
2433 A key	NSYIN2433A1	EDF 1300 key	NSYINF1301
2452 E key	NSYIN2452E1	EDF 1400 key	NSYINF1401

Options for changing the blocks with semi-cylindrical barrels	References
1242 E key	NSYIN1242E2
DIN adapter	NSYINDIN2
JIS key	NSYINKJIS2
Reinforced key	NSYINKR2
FAC key	NSYINKFAC2

Options for changing the handle lock	References
 <p>Changing the handle for a handle including a padlocking device (Ø 10 mm) allowing the handle to be locked. The handle is delivered without barrel or insert block.</p>	NSYBCMLPLAG
 <p>Spare handle lock without barrel or insert blocks. The insert or barrel are to be chosen from the option table.</p>	NSYEBMPLAG

Type of lock	Insert references	Key references
⊕ 5 mm double bar	NSYTD5PLA	⊕ NSYLDB5
□ 6 mm	NSYTC6CRN	⊕ NSYLC7
□ 7 mm	NSYTC7CRN	⊕ NSYLC7
□ 8 mm	NSYTC8CRN	⊕ NSYLC8
△ 6.5 mm	NSYTT6CRN	⊕ NSYLT8
△ 7 mm	NSYTT7CRN	⊕ NSYLT8
△ 8 mm	NSYTT8CRN	⊕ NSYLT8